

# RFC 4072S – CHANGE NOTES

## Change notes for the RFC 4072S Remote Field Controller

Application note

109112\_en\_26

© Phoenix Contact 2024-07-24

### 1 General information

This document contains all changes made between firmware version 2019.0 LTS and the current firmware version of the RFC 4072S Remote Field Controller (Order No. 1051328).

Current firmware version: **2024.0.6 LTS**

#### Observe the following general notes:

#### Toolchain

To be able to use all new functions of a firmware version, always use all elements of the toolchain in the same version. The toolchain includes, for example, PLCnext Engineer, SDK and PLCnext CLI.

#### Firmware update

In the context of a firmware update, the controller will be restarted. During this time, the plant availability can not be guaranteed.

#### Firmware releases

Feature releases or hotfixes of an LTS version are based on the previous versions of the respective branch. Therefore they only contain the features, changes, error corrections, and security updates of the previous version. Refer to [“Firmware releases RFC 4072S” on page 3](#) to see on which release branch your firmware version is located and which features, changes, error corrections, and security updates your firmware version contains.

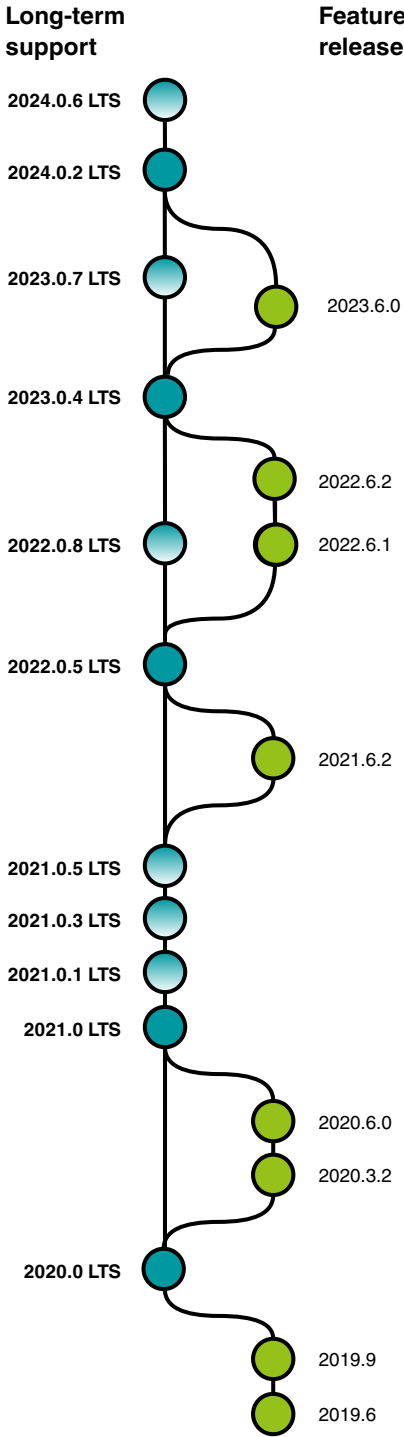
### Documentation

- Make sure you always use the latest documentation. It can be downloaded at [phoenixcontact.net/product/1051328](https://phoenixcontact.net/product/1051328).
- Further information on the PLCnext Runtime and programming can be found under [plcnext.help](https://plcnext.help)
- Further information on security in the context of PLCnext Technology can be found under [security.plcnext.help](https://security.plcnext.help)

## 2 Table of contents

1	General information.....	1
2	Table of contents.....	2
3	Firmware releases RFC 4072S.....	3
4	Changes in firmware version 2024.0.6 LTS.....	4
5	Changes in firmware version 2024.0.5 LTS.....	6
6	Changes in firmware version 2024.0.2 LTS.....	7
7	Changes in firmware version 2023.6.0.....	12
8	Changes in firmware version 2023.0.7 LTS.....	17
9	Changes in firmware version 2023.0.4 LTS.....	19
10	Changes in firmware version 2023.0.3 LTS.....	20
11	Changes in firmware version 2022.6.2.....	26
12	Changes in firmware version 2022.6.1.....	28
13	Changes in firmware version 2022.0.8 LTS.....	32
14	Changes in firmware version 2022.0.5 LTS.....	34
15	Changes in firmware version 2021.6.2.....	38
16	Changes in firmware version 2021.0.5 LTS.....	43
17	Changes in firmware version 2021.0.3 LTS.....	44
18	Changes in firmware version 2021.0.1 LTS.....	45
19	Changes in firmware version 2021.0 LTS.....	46
20	Changes in firmware version 2020.6.0.....	51
21	Changes in firmware version 2020.3.2.....	56
22	Changes in firmware version 2020.0 LTS.....	59
23	Changes in firmware version 2019.9.....	61
24	Changes in firmware version 2019.6.....	62

### 3 Firmware releases RFC 4072S



## 4 Changes in firmware version 2024.0.6 LTS

**i** To be able to use all new functions of the firmware, you need PLCnext Engineer version 2024.0 LTS or newer. Select the latest template for firmware version 2024.0 LTS in the PLCnext Engineer project.

**i** The safety-related firmware version 02.10.0006 must be used. Please contact the Competence Center Services as to the details on safety firmware update procedure: Phone: +49 5281 946 2777 E-mail: [safety-service@phoenixcontact.com](mailto:safety-service@phoenixcontact.com)

**i** In order to update to firmware version 2023.0.0 LTS or newer at least a firmware version 2022.0 LTS or newer must be installed on the PLC. Older firmware versions will not accept the \*.rauc firmware update file.

This section describes changes made between firmware version 2024.0.5 LTS and firmware version 2024.0.6 LTS. All parts of the previously released version are included in the current version.

### 4.1 New functions

#### SDK

The (previously internal) class “Arp::System::Commons::Threading::ConditionVariable” has been made available in the SDK. This class can be used to synchronize between multiple threads. The class “std::condition\_variable” should not be used for synchronization.

### 4.2 Error corrections

#### OPC UA client

When the OPC UA client configuration is loaded and “ns=0” is specified in the identifier of <LocalVariable> element or in the <NodeId> element of the <RemoteVariableDescriptor>, a SIGSEGV (segmentation fault) could occur which led to a system watchdog.

#### OPC UA server

- Very sporadically a SIGSEGV (segmentation fault) could occur which led to a system watchdog. The SIGSEGV could occur when a new PLC project was downloaded while a connected OPC UA client performed a longer operation, e.g. writing a large array.
- With a large number of OPC UA variables, sporadically an unexpected segmentation fault could occur after some time of apparently normal operation.


#### PROFINET

In the case that a module is configured on a PROFINET device whose submodules are configured in different APIs and alarms were received by the PROFINET controller for one or more of these submodules, the diagnostic processing in the WBM entered an endless loop, which led to the high CPU load by a WBM task. This effect has been observed with PROFINET devices which are connected via VXLAN tunnel to the PROFINET controller.


#### TLS2 FB

- After adding an instance of the function block TLS\_SOCKET\_2 to the project via Download Changes (“Write and Start Project Changes” in PLCnext Engineer) the PLC stops with a “Arp::System::Commons::Plc::NullReferenceException”. This problem occurs with PLCnext Engineer version 2024.0.3 LTS. In combination with PLCnext Engineer version 2024.0.4 LTS or newer this issue has been solved.
- The TLS\_\*\_2 FB could not detect some passive socket closed when “a cable got pulled”. The TLS\_\*\_2 FB continued to show an active connection for quite some time, way beyond what the KeepAlive settings on the PLC. In combination with PLCnext Engineer version 2024.0.4 LTS or newer this issue has been solved.
- There has been a notable increase in CPU load when TLS\_\*\_2 FB instances with PLCnext Engineer version 2024.0.3 LTS are active. In combination with PLCnext Engineer version 2024.0.4 LTS or newer this issue has been solved.
- The error code “0xC204” (“The datagram is too long”) could sporadically occur on the TLS\_SEND\_2 function block, although there was no length overrun in the application. In combination with PLCnext Engineer version 2024.0.4 LTS or newer this issue has been solved.

### 4.3 Known limitations and errors

-  The known limitations and errors can be found in the PLCnext Info Center at:  
[https://www.plcnext.help/te/Known\\_issues.htm](https://www.plcnext.help/te/Known_issues.htm)  
Here you will find a constantly updated overview of all known issues.

### 4.4 Security updates

-  BusyBox will be disabled in a future firmware release and replaced by other packages if necessary.

The following security updates have been made in this release. For more information about the specified CVE numbers, see:

- <https://nvd.nist.gov/vuln>
- <https://cert.vde.com>

Information on the Phoenix Contact “PSIRT” can be found at: <https://www.phoenixcontact.com/psirt>

#### Git

- CVE-2024-32002




#### OpenSSH

- CVE-2024-6387
- CVE-2024-39894

#### OpenSSL

- CVE-2024-4603
- CVE-2024-2511
- CVE-2024-4741

## 5 Changes in firmware version 2024.0.5 LTS

-  To be able to use all new functions of the firmware, you need PLCnext Engineer version 2024.0 LTS or newer.  
Select the latest template for firmware version 2024.0 LTS in the PLCnext Engineer project.
-  The safety-related firmware version 02.10.0006 must be used.  
Please contact the Competence Center Services as to the details on safety firmware update procedure:  
Phone: +49 5281 946 2777  
E-mail: [safety-service@phoenixcontact.com](mailto:safety-service@phoenixcontact.com)
-  In order to update to firmware version 2023.0.0 LTS or newer at least a firmware version 2022.0 LTS or newer must be installed on the PLC. Older firmware versions will not accept the \*.rauc firmware update file.

This section describes changes made between firmware version 2024.0.2 LTS and firmware version 2024.0.5 LTS. All parts of the previously released version are included in the current version.

### 5.1 Error corrections

#### ANSI C

Writing process data to a fieldbus via the “ANSI C” API did not work. This known issue has been fixed.

#### HMI

When retrieving variable values via the POST method of the REST API a memory leak may occur. To avoid this problem register and read the variables as a group or use the GET method of the REST API instead.  
This known issue has been fixed.

#### OPC UA client


If the OPC UA client was connected to another OPC UA server and this server was restarted, the OPC UA client did no longer update its monitored items.

#### OPC UA server

Very sporadically a SIGSEGV (segmentation fault) could occur which led to a system watchdog. The stack trace in the Output.log file indicated that one or more methods of the class “Arp::Services::OpcUAServer::Internal::InformationModel::Common::SampleGroup” was involved. In many cases this error occurred when variables have been removed from or added to the list of monitored items,

where in parallel other clients created or freed OPC UA sessions. The longer the list of monitored items, the more likely it was that the error occurred.  
This known issue has been fixed.

### 5.2 Known limitations and errors

-  The known limitations and errors can be found in the PLCnext Info Center at:  
[https://www.plcnext.help/te/Known\\_issues.htm](https://www.plcnext.help/te/Known_issues.htm)  
Here you will find a constantly updated overview of all known issues.

## 6 Changes in firmware version 2024.0.2 LTS

**i** To be able to use all new functions of the firmware, you need PLCnext Engineer version 2024.0 LTS or newer. Select the latest template for firmware version 2024.0 LTS in the PLCnext Engineer project.

**i** The safety-related firmware version 02.10.0006 must be used. Please contact the Competence Center Services as to the details on safety firmware update procedure: Phone: +49 5281 946 2777 E-mail: [safety-service@phoenixcontact.com](mailto:safety-service@phoenixcontact.com)

**i** In order to update to firmware version 2023.0.3 LTS or newer at least a firmware version 2022.0 LTS or newer must be installed on the PLC. Older firmware versions will not accept the \*.rauc firmware update file.

This section describes changes made between firmware version 2023.6.0 and firmware version 2024.0.2 LTS.

### 6.1 New functions

#### DataLogger

The recording of variables in the context of an IDLE task has been improved. Instead of recording each task cycle the recording time stamp is used to approximate to the sample rate.

#### GDS

Concurrent data exchange from different CPU cores has been optimized. In particular 2 or more ESM tasks assigned to different ESM (CPU core) and exchanging data with the same I/O buffer could block each other. In worst case scenarios an ESM task watchdog could occur. The performance optimization of the I/O buffer minimizes the risk of an ESM task watchdog.

#### IEC 61131

Download Changes (“Write and Start Project Changes” in PLCnext Engineer) while variables are forced, is now supported. In combination with firmware 2024.0 LTS (or newer) PLCnext Engineer 2024.0 LTS (or newer) does no longer reset the force state implicitly before downloading changes. Now the forcing state is kept if variables, which are currently forced, do still exist as forcible variables in the changed project. Otherwise the firmware rejects the Download Changes command and emits a notification. In this case the user can check the list of forced variables

in PLCnext Engineer and unforce variables that prevent downloading changes.

#### Licenses

The PLCnext firmware is capable of using licenses, which are managed by a license server in the network. Currently this feature can only be used with the PLCnext Simulation products because only the license “PLCnext ENG SIM” can be hosted on a license server (PC). For other PLCnext controllers this capability is only a preparation for future features. The access to the license server can be configured via WBM. Currently if a license server is configured, no licenses can be accessed which are stored at the device or LIC SD card.

#### Proficloud

The Proficloud can be configured to send the values of the marked variables to an MQTT server instead of the Proficloud. This MQTT server can be in a local network or in the cloud. The MQTT server to be used, can be configured in the WBM.

#### Security

A LIC SD card can be encrypted to avoid unauthorized access. Encryption can be started via WBM page “Security - SD Card”.

#### System

- If a system watchdog (SWD) occurs due to a fatal error that has caused a PLCnext process to die, the following files are saved before the system is rebooted:
  - reason.log
  - kernel.log
  - sys.log
 If an LTTNG session is active, its trace is saved, too. These files are saved to the folder `/opt/plcnext/watchdogDaemon/[timestamp]` where `[timestamp]` is created from the time at which the SWD occurred. If more than 3 SWD occur, the oldest folder will be removed. If the PLC is rebooted due to the hardware watchdog reset, it is not possible to save these files. This can happen if the hardware watchdog is no longer triggered by the firmware, for example due to a heavy, high-priority load on the system.
- In combination with firmware 2024.0 LTS (or newer), PLCnext Engineer (2024.0.1 LTS or newer) supports configurable alarms.
- Changes of PLC states are serialized and dedicated state transitions can be monitored with a timeout. This prevents from scenarios in which a low-priority task requests to change the PLC state (which can also occur implicitly, for example by calling the

“RestartDevice()” method of “IDeviceControlService”) while the PLC Manager is performing another state transition (for example from “PlcState::Running to PlcState::Stop”).

## 6.2 Changes

### Linux

- The OpenSSL library has been updated to version 3.0. The PLCnext firmware uses this version only. For compatibility reasons the previous OpenSSL library (version 1.1.1) still exists in the file system. As this version is outdated, it will be removed in one of the next firmware releases. For applications (including PLCnext Apps) which use the OpenSSL library, an update is recommended as soon as an application version is available, which uses OpenSSL 3.0.
- LTTng has been updated to version 2.13.9 and there has been a significant change in the “ltnng-ust” (LTTng user space tracing). If an application/library is instrumented with LTTng user space tracing and has been compiled without using the “ArpTracing.cmake” support of the LTTng user space tracing in PLCnext SDK (available since FW 2022.6), the instrumented application/library cannot be loaded any longer by the firmware (“undefined symbol” is reported in Output.log). In that case the instrumentation of LTTng user space tracepoint in the application/library has to be changed to use the “ArpTracing.cmake” support of the PLCnext SDK and it needs to be recompiled. Matlab Simulink applications, which use the “PLCN\_EnableLTTNG” compile option, have to be compiled with PLCnext Target for Simulink v2.3 or newer.
- Library “paho-mqtt-c” has been updated to version 1.3.13.

### OPC UA

- The OPC UA client and server use the OpenSSL library to validate X.509 certificates using the OpenSSL flag X509\_V\_FLAG\_X509\_STRICT. As firmware 2024.0 LTS is updated to OpenSSL 3.0, the X.509 certificate validation became more strict, especially for non self-signed certificates. This may cause the server to return the error “BadSecurityChecksFailed” on client connection attempts. Make sure that, according to OPC UA Part 6, client issuer as well as client application X.509 certificates are conform to RFC 5280, especially to the sections listed below. This applies to self-signed certificates as well as user-managed certificates.
  - 4.1.1.2 signatureAlgorithm
  - 4.1.2.6 Subject

- 4.2.1.1 Authority Key Identifier
- 4.2.1.2 Subject Key Identifier
- 4.2.1.3 Key Usage
- 4.2.1.6 Subject Alternative Name
- 4.2.1.9 Basic Constraints
- In the NamespaceArray of the OPC UA server the index of namespace <http://phoenixcontact.com/Opc-Ua/PubSubConfiguration> has changed from index 8 to index 2. This namespace is optional and it appears only if the feature “OPC UA PubSub” is activated on the WBM page “System Services”. Currently the firmware does not provide anything in that namespace, it is only a preparation for future extensions.

## 6.3 Error corrections

### ESM

- If two ESM tasks cause a task watchdog at (nearly) the same time, the event task “Arp.Plc.Esm.OnException” was executed twice. Additionally, the PLC was attempted to be stopped twice in parallel. This failed and the PLC had to be rebooted. This error has been corrected and the event task as well as the PLC stop is now executed only once.
- In some situations calling the function block “GET\_EXCEPTION\_INFOS” in the event task “Arp.Plc.Esm.OnException” caused an exception. This has been fixed. In addition to update to firmware 2024.0 LTS or newer, the PLC project has also to be re-compiled using PLCnext Engineer 2024.0.1 LTS or newer.

### EtherNet/IP

Sporadically the activated “EtherNet/IP” component could block a PLC state change after project download.

### GDS

- It was possible to force a variable with a value of an inappropriate data type.
- In case of a deactivated “Ethernet/IP” component in the PLCnext Engineer project, an error occurred after an update to firmware 2023.6.

### IEC 61131

- When breakpoints are set in the IEC 61131-3 program, the “PlcState::Debugging” flag was reset in the transition from “PLC STOP” to “PLC HOT START” and then set again when changing from “PLC Running” to “Debugging”. The fieldbus output values could be switched on again for a short time period when the PLC was in the state “Running”.



- “Download Changes” (“Write and Start Project Changes” in PLCnext Engineer) implicitly creates a backup of the current project. If “Download Changes” is not possible (for any reason), the current project is restored from this backup. If “Download All” (“Write and Start Project” in PLCnext Engineer) is performed immediately after a rejected or failed “Download Changes” attempt, the PLC is reset. Resetting conflicted with restoring and ended in an I/O exception. The firmware now keeps the state flag “Running | DcgNotPossible” until the restoring process has been finished. Depending on the project size, the restoring process may take several seconds. Note that PLCnext Engineer 2023.9 (or newer) checks this state before it offers the “Download All” option.
- In case of large projects and an extensive use of certain firmware function blocks, an exception could occur after a “Download Changes” attempt (“Write and Start Project Changes” in PLCnext Engineer). The following is reported in the Output.log: “SetupPlc(changing) with out of memory error - GC heap of the application domain”. The firmware function blocks have been updated in PLCnext Engineer version 2023.0.6 LTS and in 2024.0 LTS (or newer).
- An exception after “Download Changes” (“Write and Start Project Changes” in PLCnext Engineer) has been triggered if the function block “AR\_STATISTIC\_ITERATE” was enabled and generated new values. To fix this bug, re-compile and download the project using PLCnext Engineer 2024.0 LTS (or newer).
- In the function “MOVE” that is used with the function “EN/ENO”, a value of a multi-element-variable was assigned to a wrong address. To fix this bug, re-compile and download the project using PLCnext Engineer 2024.0 LTS (or newer).
- In a C# eCLR Library the runtime created a vectored exception when calling “File.Exists(null)”.
- Subscriptions did not work after a warm or cold start with project changes.
- A sporadic fatal exception could occur in case of OPC UA session creation and login.
- If several elements of a string array are subscribed using “IndexRange”, a fatal error occurred and the PLC stopped.

### PROFINET

- If a “write record” could not be processed immediately by the PROFINET stack, it was buffered. When a new transmission attempt was made, it was then incorrectly sent as a “read record” packet.
- The RSC service “IAcyclicCommunicationService::RecordWrite()” has a timeout in which the PROFINET device has to respond. In some cases this timeout was too short and has been increased to 15 s. The IEC function block “WRREC” internally uses this service, too.
- A PROFINET device with a device access point (DAP) starting at “Slot 1” could not be accessed via the “AR\_MGT” function block.
- An inconsistent “SF-LED” state could occur at the PROFINET controller, if in case of an activated network port monitoring of a connected PROFINET switch the controller was plugged to another port during runtime and then plugged back to the original port.
- The PROFINET controller sent a “Write Request” with wrong lengths calculated in the “NDR header” when establishing the connection. This led to a “Write Response” error for PROFINET stations with very large parameter records (for example “PN/PB Gateway”).
- After PROFINET alarms of a certain severity occurred, these were not reset again for going alarms and remained in the diagnostic memory. As a result they were displayed incorrectly in the WBM and it could also happen that the “SF-LED” remained active.

### OPC UA client

The GDS client could not access PLC variables (attribute “LocalVariable” in XML element “eUAClientNodeMapping”) if “Visibility of variables” is set to “None” in the OPC UA configuration of PLCnext Engineer.

### OPC UA server

- A fatal exception could occur if “IndexRange” is used when accessing a variable that is not of type array or of type string.
- After the OPC UA server started with a changed project the server might return “BadNodeIdUnknown” when a client tried to continue monitoring an existing subscription item.

### Proficloud

- A fatal exception occurred if the Proficloud component with “Remanent Buffering” was enabled and the DataLogger component was manually disabled on the WBM page “System Services”.
- If a Proficloud TSD connection was lost, the logging was flooded with an unnecessary number of messages.
- If a Proficloud connection was disconnected, the connection could not be deactivated in the WBM.

- When a physical connection to the Proficloud was interrupted for several hours and re-established afterwards, the component could not reconnect automatically to the Proficloud.

### SPLC

In case of a synchronization error in combination with the SPLC hardware, numerous synchronization timers could sporadically be created. This could result in a PLC task watchdog.


### System

- After starting the PLCnext Engineer logic analysis, which contained an element of an array of struct, a system watchdog could occur sporadically.
- A system watchdog with reboot could occur while reading software information of a PLCnext Engineer project. This issue could occur if the manifest file in the PCWE directory is deleted after the “File::Exists” call but before the file is accessed by other operations. This could be the case during a “Download Changes” process (“Write and Start Project Changes” in PLCnext Engineer).
- Sometimes an OPC UA client did not receive the last “UpdateStatus” message after a successful installation of a firmware update. The last message informs about the reboot of the device (100 %) but the client only saw the “copy roots” message (90 %).
- If the controller was in the standard PLC status “ready/blocked” after a system watchdog, a “FATAL - Exception” was triggered if the “General Data (SPLC)” page of the SPLC was opened in the WBM.


### WBM

- The “User Partition” value that was displayed on the WBM page “Cockpit” did not match the value of the global IEC 61131 system variable “USER\_PARTITION.MEM\_USAGE”.
- The memory partition was displayed in the WBM in “MiB” but shown with the unit “MB”. Now it is calculated as MB.

### 6.4 Known limitations and errors

-  The known limitations and errors can be found in the PLCnext Info Center at: [https://www.plcnext.help/te/Known\\_issues.htm](https://www.plcnext.help/te/Known_issues.htm) Here you will find a constantly updated overview of all known issues.

### 6.5 Security updates

-  BusyBox will be disabled in a future firmware release and replaced by other packages if necessary.

The following security updates have been made in this release. For more information about the specified CVE numbers, see:

- <https://nvd.nist.gov/vuln>
- <https://cert.vde.com>

Information on the Phoenix Contact “PSIRT” can be found at: <https://www.phoenixcontact.com/psirt>

### Curl

- CVE-2023-38039
- CVE-2023-46219
- CVE-2023-46218
- CVE-2023-38545
- CVE-2023-38546

### DBus

- CVE-2023-34969
- CVE-2022-42010
- CVE-2022-42011
- CVE-2022-42012

### File

- CVE-2022-48554

### GDS

Security notifications for write access were not deactivated if a new PLC project was loaded without activation.

### GLib

- CVE-2023-29499
- CVE-2023-32636
- CVE-2023-32643
- CVE-2023-32611
- CVE-2023-32665

### Glibc

- CVE-2023-5156
- CVE-2023-4911

### GnuTLS

- CVE-2024-0553
- CVE-2024-0567

**GRPC**

- CVE-2023-33953
- CVE-2023-32731
- CVE-2023-32732
- CVE-2023-4785
- CVE-2023-44487

**Libcap**

- CVE-2023-2603

**Libssh**

- CVE-2023-6004

**NTP**

- CVE-2023-26551
- CVE-2023-26552
- CVE-2023-26553
- CVE-2023-26554
- CVE-2023-26555
- Any content could be injected into the NTP configuration file via the WBM configuration of the NTP service if a line break was inserted in the comment field.

**NVT**

- CVE-2022-29900
- CVE-2022-29901

**OPC UA**

The manual firmware update procedure via an OPC UA server did not work as documented.

**OpenSSH**

- CVE-2023-48795
- CVE-2023-51384
- CVE-2023-51385

**OpenSSL**

- CVE-2023-5363
- CVE-2023-4807
- CVE-2023-3817

**Perl**

- CVE-2023-47100

**Python**

- CVE-2022-40897
- CVE-2023-40217

**Procps**

- CVE-2023-4016

**SQLite**

- CVE-2023-7104

**SqashFS**

- CVE-2021-41072

**Sudo**

- CVE-2023-42465

**Tcpdump**

With the call “sudo tcpdump” it was possible to read the contents of files without read rights.

**UM**

The “User Manager” accepted a newly created PLCnext user with the name “plcnext\_firmware”. The “UID” and the access rights were identical with the internal user “plcnext\_firmware”.

**Vim**

- CVE-2023-5441
- CVE-2023-5344
- CVE-2023-5535
- CVE-2023-4781
- CVE-2023-4734
- CVE-2023-4733
- CVE-2023-4736
- CVE-2023-4735
- CVE-2023-4750
- CVE-2023-4738
- CVE-2023-4752
- CVE-2023-4751
- CVE-2023-48231
- CVE-2023-48237
- CVE-2023-48706
- CVE-2023-46246

**Zlib**

- CVE-2023-45853

## 7 Changes in firmware version 2023.6.0

**i** To be able to use all new functions of the firmware, you need PLCnext Engineer version 2023.6 or newer. Select the latest template for firmware version 2023.6 in the PLCnext Engineer project.

**i** The safety-related firmware version 02.10.0006 must be used. Please contact the Competence Center Services as to the details on safety firmware update procedure: Phone: +49 5281 946 2777 E-mail: [safety-service@phoenixcontact.com](mailto:safety-service@phoenixcontact.com)

**i** In order to update to firmware version 2023.0.3 LTS or newer at least a firmware version 2022.0 LTS or newer must be installed on the PLC. Older firmware versions will not accept the \*.rauc firmware update file.

This section describes changes made between firmware version 2023.0.4 LTS and firmware version 2023.6.0.

### 7.1 New functions

#### C++ API

The new class `TlsSocket2` was implemented. As a further development of the class `TlsSocket`, this new class offers additional methods to support security requirements of IEC 62351-3.

#### IEC 61131-3

- The IEC 61131-3 non-standard function “GET\_MICROSECONDS” is supported. To use this feature PLCnext Engineer 2023.6 (or newer) with a project template for this firmware or newer is required.
- The IEC 61131-3 non-standard function block “NETLOAD\_LIMITER\_STATISTIC” supports the access to the statistics of the netload limiter. To use this feature PLCnext Engineer 2023.6 (or newer) with a project template for this firmware or newer is required.
- Namespaces in IEC 61131-3 POU are supported. To use this feature PLCnext Engineer 2023.6 (or newer) with a project template for firmware 2023.6 or newer is required.

#### Linux

- CURL supports TFTP protocol (TFTP client)
- Podman was updated to version 4.4.3. This includes the update of related packages and requires to shift the network stack to “netavark” and “aadvard-dns.”

#### OPC UA

- Any variable known by the GDS can be read or written by the OPC UA client. In previous firmware versions only variables indicated with the “OPC” flag could be used by the OPC UA client.
- A project update for standard (non-safety) PLCnext Engineer projects is supported according to “DI SU Software Update Base Server Facet” and “DI SU Cached Loading Server Facet”. For this purpose the user roles “Admin” and “SoftwareUpdate” now additionally allow the update of projects (besides firmware updates). In PLCnext Engineer 2022.9 (and newer) an export of an updated application can be generated (“Export PLCnext Engineer Software Package”/“Export PLCnext Engineer Software Package (with sources)”). The exported project files can be uploaded to the Device and Update Management App and from there assigned to further devices. Note that an appropriate version (newer than 23.0.1) of the Device and Update Management App is required.

#### PROFINET

PROFINET diagnostic messages, which are sent in the USI format (User Structure Identifier) are printed in plain text (in English language) as notification and are displayed as well on the PROFINET diagnostics WBM page.

PLCnext Engineer collects the required interpretation rules from the FDCML description of the used PROFINET devices and plain text messages that are related to the device's USI diagnosis. Both information are sent to the PLC as a part of the project. Additionally, an USI diagnosis can be converted to a plain text message via the new RSC service “ITextLookup2”. To use this feature PLCnext Engineer 2023.6 or newer with a project template for this firmware version is required. Furthermore the used FDCML files need to contain the necessary USI diagnosis information. Currently the FDCML files delivered with PLCnext Engineer (2023.6) installation do not contain this information.

#### PROFIsafe

The touch screen display supports the PROFIsafe diagnosis with a “P” LED (F-device communication) and a “C” LED (F-host communication).

## 7.2 Changes

### Alarms

Alarm notifications (Arp.Services.Alarms.Log.\*) are logged into a separate archive “alarms” (file: /opt/plcnext/projects/Default/Services/NotificationLogger/alarms.config).

### ESM

As an alternative to the event task “Arp.Plc.Esm.OnStop” two further event tasks “Arp.Plc.Esm.OnPowerDown” and “Arp.Plc.Esm.OnStop2” are introduced. While “Arp.Plc.Esm.OnStop” is executed during power down as well as when the PLC is stopped, the two new tasks enable to program different behaviors in each case. When “Arp.Plc.Esm.OnStop” is configured, “Arp.Plc.Esm.OnPowerDown” and “Arp.Plc.Esm.OnStop2” cannot be configured. PLCnext Engineer (2023.6 or newer) maps these event tasks using the following names in the task editor:

- “Arp.Plc.Esm.OnStop” → Stop and power down
- “Arp.Plc.Esm.OnPowerDown” → Power down
- “Arp.Plc.Esm.OnStop2” → Stop

### Firewall

The firewall rules no. 8 (“SNMP”) and no. 9 (“PROFINET Uni-/Multicast Ports”) were removed from the default rules because PROFINET could almost not be used at all with an activated firewall using the default firewall rules of PLCnext. The rules could be misinterpreted that a PROFINET communication is possible even if the firewall is activated.

At <https://security.plcnext.help> you can find information on how to configure the firewall to enable PROFINET communication.

### IEC 61131-3

When “Download Changes” (“Write and Start Project Changes” in PLCnext Engineer) cannot be executed successfully a notification is emitted. The warning “Arp.Plc.Domain.DownloadChanges.Refused” indicates that “Download Changes” could not be performed (for example not possible in real-time operation) or is not supported due to improper preconditions (for example task configuration has changed). In these cases “Download All” (“Write and Start Project” in PLCnext Engineer) would work. The error “Arp.Plc.Domain.DownloadChanges.Failed” indicates that the project is erroneous. In this case also “Download All” won't work. This change also resolves the known issue “Sporadically a PLCnext Engineer project may reject “Download changes” without giving a reason.”.

### Notifications

- The names of some notifications were changed, new notifications were added, and some less helpful notifications were removed. For more details refer to the notification topics at <https://www.plcnext.help>. Notifications of severity “Internal” are no longer logged by default.
- If during power on no proper value can be read from the RTC clock (for example due to a long time without power) a notification is emitted.

### SDK installer

The names of the SDK installer files were simplified. They consist, separated by “-” (minus), of the article name, “linux-sdk” or “mingw-sdk” and the version name. The file extension was not changed (.sh for Linux and .tar.gz for Windows/mingw). The file names of the firmware container were adapted, too. The file name consists, separated by “-” (minus), of the article name, the version name and version number (incl. build number). The file extension .rauc was not changed.

### System

The startup time of the device has been optimized in case the capacitor of the integrated UPS is discharged.

### WBM

On the PLCnext Store page, the display of the connection and registration status was improved, including a reconnect button.

## 7.3 Error corrections

### C#

The C# method “System.IO.Path.Combine()” used “\” (backslash) instead of “/” (slash) as delimiter in paths. The code of this method is downloaded via PLCnext Engineer to the PLC. To fix this bug, the template has to be updated in the PLCnext Engineer project (replace controller) to a PLC with firmware 2023.6 (or newer).

### GDS

The update of GDS connectors is also performed when the PLC is started (cold, warm, or hot restart). This ensures that initial values or retained values of OUT ports are forwarded to their connected IN ports before the task of the IN port is executed.

**IEC 61131-3 and C#**

- The handling of the heap memory has been optimized. This includes allocation of heap (new operator as well as implicitly, for example by using string or other reference data types) as well as the Garbage Collector. These optimizations result in less time blocked by mutexes. Blocking by mutexes can prevent high priority tasks from execution and in rare cases caused an ESM task watchdog. These effects occurred in a very stochastic manner.
- The firmware did not handle variables of array data types and the usage of VAR\_IN\_OUT correctly. When such variables were used in a DataLogger session or in the “Logic Analyzer” of PLCnext Engineer the PLC detected a software watchdog (SWD). The PLC was rebooted and a cold start had to be performed (hereby retentive variables were set to their initial values).

**OPC UA**

- The OPC UA server did not provide data when subscribing to multiple matrices within a subscription. However, if only one matrix was subscribed, it worked. If a 2D matrix of type string was subscribed, the variable update of a previously subscribed 2D int matrix froze. This condition could only be removed by resubscribing to the 2D int matrix. This bug (known issue) has been fixed.
- If a matrix for monitoring was used, various unexpected results occurred when using “IndexRange” and “String” as data type:
  - When initially reading out the matrix after logging in, a “DataChange” event with several changes was erroneously triggered.
  - If a “DataChange” event was performed after writing, the strings in the matrix were truncated.
  - Sporadically a “Segmentation Fault” occurred when reading out the matrix. This bug (known issue) has been fixed.
- In case of a warm start of the PLC, subscriptions from the “clientconfig.xml” had not been loaded and created.

**PROFINET**

- Projects with a lot of PROFINET I/O points (40,000 or more) could not be downloaded to the PLC.
- PROFINET device: A wrong answer to a PN-Read Request (Slot/Subslot/Index 0/0/0x8029) with too small RecordDataLength (e.g. 1024) was generated for the Read Response.

**Proficloud**

Application update via Proficloud: If there was an empty directory inside the ZIP archive of a software package the extraction failed.

**RSC services**

The execution of the method “IDirectoryService::Create()” with an already existing path did not return the expected “FileSystemError::AlreadyExist” value.

**Safety**

- In case of a system watchdog of the standard firmware the safety board was not consistently reset.
- When changing the project from a profile with F-Device (23.0) to a profile without F-Device (<23.0) the SPLC runs into a FailSafe state (“invalid f-dest address” was reported). The PLC had to be rebooted.

**SDK**

The class “SecurityNotificationPayload” was missing in the SDK. The following header files were added.

- “Arp/System/NmPayload/Security/SecurityNotificationPayload.hpp”
- “Arp/System/NmPayload/Security/SecurityNotificationInfo.hpp”

**System**

- The text messages of a loaded safety-relevant project in the notifications and “Output.log” showed incorrect CRC information.
- When rebooting the PLC using the RSC service “IDeviceControlService::RestartDevice()” a system watchdog could occur. As a consequence a “cold start” was performed and the retain values were initialized. This bug could occur since firmware version 2022.6.
- The “paho” library was updated from version “v1.3.10” to “v1.3.12”. This update solves several incompatibilities with the IEC 61131-3 “IIoT\_Library\_V4.x”. In particular, it fixes a “system watchdog” in combination with “MQTT-Client FB” in case of a failed MQTT connection.

**WBM**

- If many PROFINET devices are used and the button to jump to the tree node is pressed in the “Device List” tab of the “Diagnostics - PROFINET” page, the “Tree View” tab was opened but often it was not automatically scrolled to the desired device.

- In the “Device List” tab of the “Diagnostics - PROFINET” page the link to the device’s web page was only shown if the connection to the device could be established during project load. Now the PROFINET device is regularly checked if it offers a web page.
- In some cases the “Diagnostics - PROFINET” page of the WBM displayed a wrong IP address (e.g. “10.10.10.1”) for the PROFINET controller.
- The display of the used and free memory of the user partition was optimized at the “Cockpit” page of the WBM.
- At the “Password Policy” tab of the WBM page “User Authentication” the description of the “password re-use” settings could possibly be misinterpreted and has therefore been corrected.

#### 7.4 Known limitations and errors



The known limitations and errors can be found in the PLCnext Info Center at:  
[https://www.plcnext.help/te/known\\_issues.htm](https://www.plcnext.help/te/known_issues.htm)  
 Here you will find a constantly updated overview of all known issues.

#### 7.5 Security updates



As part of the OpenSSH update from “8.4p.1” to “8.8p1” (or newer), “SHA1” will be disabled in a future firmware release.



Busy box will be disabled in a future firmware release and replaced by other packages if necessary.

The following security updates have been made in this release. For more information about the specified CVE numbers, see:

- <https://nvd.nist.gov/vuln>
- <https://cert.vde.com>

Information on the Phoenix Contact “PSIRT” can be found at: <https://www.phoenixcontact.com/psirt>

#### Curl

- CVE-2022-43551
- CVE-2022-43552
- CVE-2023-27533
- CVE-2023-27534
- CVE-2023-28320
- CVE-2023-28321
- CVE-2023-28322

- CVE-2023-28319
- CVE-2023-23914
- CVE-2023-23916
- CVE-2023-23915

#### C-ares

- CVE-2022-4904
- CVE-2023-32067
- CVE-2023-31147
- CVE-2023-31130
- CVE-2023-31124

#### Freetype

- CVE-2023-2004

#### Firewall

It was possible to establish an SSH connection at boot time of the PLC before the firewall is started. This connection remained active even when the firewall is activated and configured to block this connection.

#### Git

- CVE-2023-22490
- CVE-2023-25652
- CVE-2023-29007

#### Kernel

- CVE-2022-1012

#### Libxml2

- CVE-2022-40303
- CVE-2016-3709
- CVE-2023-28484
- CVE-2023-29469

#### N-curses

- CVE-2023-29491

#### OpenSSL

- CVE-2023-2650
- CVE-2023-0464
- CVE-2023-0465
- CVE-2023-0466

**Podman**

- CVE-2022-2989

**Python**

- CVE-2022-45061
- CVE-2023-24329

**Rsync**

- CVE-2022-29154

**SNMP**

- CVE-2022-44792
- CVE-2022-44793

**Sqlite**

- CVE-2022-46908
- CVE-2022-35737

**Sudo**

- CVE-2023-22809
- CVE-2023-27320
- CVE-2023-28486
- CVE-2023-28487

**Syslog**

- CVE-2022-38725

**Tar**

- CVE-2022-48303

**Vim**

- CVE-2022-4141
- CVE-2022-4292
- CVE-2023-0049
- CVE-2023-0054
- CVE-2023-2426
- CVE-2023-2609
- CVE-2023-2610



## 8 Changes in firmware version 2023.0.7 LTS

**i** To be able to use all new functions of the firmware, you need PLCnext Engineer version 2023.0 LTS or newer. Select the latest template for firmware version 2023.0 LTS in the PLCnext Engineer project.

**i** The safety-related firmware version 02.00.0010 or 02.10.0006 must be used. Please contact the Competence Center Services as to the details on safety firmware update procedure: Phone: +49 5281 946 2777 E-mail: [safety-service@phoenixcontact.com](mailto:safety-service@phoenixcontact.com)

**i** In order to update to firmware version 2023.0.3 LTS or newer at least a firmware version 2022.0 LTS or newer must be installed on the PLC. Older firmware versions will not accept the \*.rauc firmware update file.

This section describes changes made between firmware version 2023.0.4 LTS and firmware version 2023.0.7 LTS.

### 8.1 Error corrections

#### Proficloud

When Proficloud was configured to cache values (WBM setting “Remanent Buffering Enabled”) and the connection between PLC and Proficloud was broken, the consumed memory increased. If this situation continued for too long, this could even cause a “System Watchdog”.

#### System

Update of “paho” library from version “v1.3.10” to “v1.3.12”.

This update solves several incompatibilities with the IEC 61131-3 “IIoT\_Library\_V4.01”. In particular, it fixes a “system watchdog” in combination with “MQTT-Client FB” in case of a failed MQTT connection.

### 8.2 Known limitations and errors

**i** The known limitations and errors can be found in the PLCnext Info Center at: [https://www.plcnext.help/te/Known\\_issues.htm](https://www.plcnext.help/te/Known_issues.htm) Here you will find a constantly updated overview of all known issues.

### 8.3 Security updates

**i** As part of the OpenSSH update from “8.4p.1” to “8.8p1” (or newer), “SHA1” will be disabled in a future firmware release.

**i** Busy box will be disabled in a future firmware release and replaced by other packages if necessary.

The following security updates have been made in this release. For more information about the specified CVE numbers, see:

- <https://nvd.nist.gov/vuln>
- <https://cert.vde.com>

Information on the Phoenix Contact “PSIRT” can be found at: <https://www.phoenixcontact.com/psirt>

#### C-ares

- CVE-2022-4904
- CVE-2023-32067
- CVE-2023-31147
- CVE-2023-31130
- CVE-2023-31124

#### Curl

- CVE-2022-43551
- CVE-2023-38545
- CVE-2023-38546
- CVE-2022-43552
- CVE-2023-23914
- CVE-2023-23916
- CVE-2023-23915
- CVE-2023-28320
- CVE-2023-28321
- CVE-2023-28322
- CVE-2023-28319
- CVE-2023-27533
- CVE-2023-27534

#### Firewall

It was possible to establish an SSH connection at boot time of the PLC before the firewall was started. This connection remained active even when the firewall was activated and configured to block this connection.

#### Freetype

- CVE-2023-2004

#### Git

- CVE-2023-22490
- CVE-2023-29007

**Glibc**

- CVE-2023-4813
- CVE-2023-5156
- CVE-2023-4911

**Libxml2**

- CVE-2022-40303
- CVE-2023-28484
- CVE-2023-29469

**Ncurses**

- CVE-2023-29491

**OpenSSL**

- CVE-2023-2650
- CVE-2023-0464
- CVE-2023-0465
- CVE-2023-0466
- CVE-2023-3817

**Rsync**

- CVE-2022-29154

**Sqlite**

- CVE-2022-46908

**Syslog-NG**

- CVE-2022-38725

**Tar**

- CVE-2022-48303

**User Manager**

With activated “Security Profile” the role “Engineer” erroneously also had the rights of the role “SafetyEngineer”.

## 9 Changes in firmware version 2023.0.4 LTS

**i** To be able to use all new functions of the firmware, you need PLCnext Engineer version 2023.0 LTS or newer. Select the latest template for firmware version 2023.0 LTS in the PLCnext Engineer project.

**i** The safety-related firmware version 02.00.0010 or 02.10.0006 must be used. Please contact the Competence Center Services as to the details on safety firmware update procedure: Phone: +49 5281 946 2777 E-mail: [safety-service@phoenixcontact.com](mailto:safety-service@phoenixcontact.com)

**i** In order to update to firmware version 2023.0.3 LTS or newer at least a firmware version 2022.0 LTS or newer must be installed on the PLC. Older firmware versions will not accept the \*.rauc firmware update file.

This section describes changes made between firmware version 2023.0.3 LTS and firmware version 2023.0.4 LTS.

### 9.1 Error corrections

#### PROFINET

- Due to an internal timer overflow a connection to some PROFINET devices could not be re-established after the controller operated longer than ~21 days.
- When the PROFINET controller established a connection to a PROFINET device, the order of parameters during DCP Connect Request was changed in some cases with firmware 2022.6.3. This change has been reverted because at least one PROFINET device type (equipped with an old firmware) did not connect with this changed order.

#### OPC UA client

Several memory leaks in case of read or write subscriptions were fixed.

#### WBM

The “Change Password” dialog did not handle special characters correctly.

#### ESM

The ESM sporadically detected a task watchdog in combination with temporary high system load at lower priority and usage of IEC function blocks that internally initiate RSC services. This issue has been fixed.

### 9.2 Known limitations and errors

**i** The known limitations and errors can be found in the PLCnext Info Center at: [https://www.plcnext.help/te/Known\\_issues.htm](https://www.plcnext.help/te/Known_issues.htm) Here you will find a constantly updated overview of all known issues.

### 9.3 Security updates

**i** As part of the OpenSSH update from “8.4p.1” to “8.8p1” (or newer), “SHA1” will be disabled in a future firmware release.

**i** Busy box will be disabled in a future firmware release and replaced by other packages if necessary.

The following security updates have been made in this release. For more information about the specified CVE numbers, see:

- <https://nvd.nist.gov/vuln>
- <https://cert.vde.com>

Information on the Phoenix Contact “PSIRT” can be found at: <https://www.phoenixcontact.com/psirt>

#### OpenSSL

- CVE-2023-0286
- CVE-2022-4304
- CVE-2023-0215
- CVE-2022-4450
- CVE-2023-0216

#### StrongSwan

- CVE-2023-26463

## 10 Changes in firmware version 2023.0.3 LTS

**i** To be able to use all new functions of the firmware, you need PLCnext Engineer version 2023.0 LTS or newer. Select the latest template for firmware version 2023.0 LTS in the PLCnext Engineer project.

**i** The safety-related firmware version 02.00.0010 or 02.10.0006 must be used. Please contact the Competence Center Services as to the details on safety firmware update procedure: Phone: +49 5281 946 2777 E-mail: [safety-service@phoenixcontact.com](mailto:safety-service@phoenixcontact.com)

**i** In order to update to firmware version 2023.0.3 LTS or newer at least a firmware version 2022.0 LTS or newer must be installed on the PLC. Older firmware versions will not accept the \*.rauc firmware update file.

This section describes changes made between firmware version 2022.6.2 and firmware version 2023.0.3 LTS.

All parts of the previously released version and changes made in 2022.0.8 LTS are included in the current version.

### 10.1 New functions

#### Cyber Security

- A “Security Profile” can be activated via WBM. When the “Security Profile” is activated, the PLC is rebooted and set into a secure state. This includes deleting the project, resetting nearly all configurations and deactivating potentially insecure system services. Possible use cases and security contexts are described in the Security Info Center (<https://security.plcnext.help>). If these conditions are met, the certification by “TÜV Süd” according to the security standard IEC 62443-4-2 can be applied.
- The TLS socket classes (C++) support CRLs, session renegotiation and session resumption (partially supports IEC 62351).
- The TLS socket classes (C++) support querying the certificate used by the peer during the TLS handshake (partially supports IEC 62351).
- Additional security notifications of the system status are logged during the start-up of the PLCnext firmware.
- The new user role “SafetyEngineer” is supported.

- The new user role “SafetyFirmwareUpdater” is supported.
- The project integrity check results are visualized to the user in the WBM (when “Security Profile” is activated).

#### HMI

The display of a “System Use Notification” when logging in to HMI applications is now supported.

#### IEC 61131-3

The “DEVICE\_INFO” function block is now supported in user applications (PLCnext Engineer 2023.0 LTS or newer).

#### OPC UA

- The “Minimum UA Client Profile” has been implemented. Currently only manual configuration is supported (configuration via PLCnext Engineer is in progress).
- OPC UA supports ReverseConnect. PLCnext Engineer 2022.9 or newer and the related template are required for the configuration of this feature.

#### PLCnext Store

New file formats (\*.PlcNextRaC, \*.PlcNextRaU, \*.PlcNextRaR) for offline licensing in combination with the PLCnext Store are supported.

#### PROFINET

- Adjustable process data widths for the built-in PROFINET device in combination with the GSDML configuration are now supported. Instead of the previous fixed value of 512 bytes, you can now select from a predefined set of values between 2 and 512 bytes.
- The PROFINET device is certified for the first time according to PROFINET specification version 2.42 and Net Load Class II.
- The PROFINET controller is recertified according to PROFINET specification version 2.42 and Net Load Class II.

#### Proficloud

- The update of the application via Proficloud is supported. In PLCnext Engineer 2022.9 and newer an export of an updated application can be generated (“Export PLCnext Engineer Software Package”/“Ex-

port PLCnext Engineer Software Package (with sources”). The exported files can be uploaded to the Proficloud and from there assigned to further devices (for this the “DMS Basic Add-on” is required).

- In case the connection between the Proficloud and the PLC is interrupted, the data can now be cached permanently in the PLC and sent after reconnection. The feature can be enabled and configured via the “Proficloud Services” page in the WBM.

## RSC

The RSC service “IDeviceStatusService” is extended to read additional information. The items “Status.Memory.Usage.Percent.Actual”, “Status.RunStopSwitch.Supported” and “Status.RunStopSwitch.Position” have been added.

## WBM

- The new “Netload Limiter” tab on the page “Network” now supports the display of “NetLoadLimiter” statistic values and the user configuration for each network interface.
- The “General Data” page now provides additional article information on the safety PLC.
- The generation of the new private key “RSA 2048 Hardware protected key” is now supported in “Add Identity Store”, “Key Type” on the “Certificate Authentication” page.
- A new WBM page “Cockpit” is provided.
- WBM users can change their own password directly via the new “Cockpit” page.

## 10.2 Changes

### ESM

The maximum task latency in multi core applications (by using C++ or IEC 61131-3 programs in different tasks on different ESM) has been reduced significantly.

### IEC 61131-3

The function block “UPS\_DIAGNOSTICS” has been renamed to “READ\_UPS\_DIAGNOSTICS” because the original name caused a conflict with the system variable of the same name.

### Linux/SDK

- Some PLCnext SDK header files included the namespace “Arp::System::Commons::Threading” by accident. This has now been corrected. In order to eliminate compiler errors, C++ projects created by the customer may need to include the namespace explic-

itly (e.g. statement “using Arp::System::Commons::Threading;”) or use the fully qualified name by preceding the name of the related types with “Arp::System::Commons::Threading::”.

- LDAP (libldap) has been updated to version 2.5.12. This version does no longer depend on “libcrypt20.so”. Therefore, “libgcrypt” is no longer part of the PLCnext Linux.

## OPC UA

The “ManufacturerUri” has been renamed again from <http://www.phoenixcontact.com> to <http://phoenixcontact.com>.

## System

The feature “reset to default setting” now considers OCI containers. The folders below will now be removed:

- /media/rfs/rw/var
- /media/rfs/rw/data

## UPS

During the installation of this firmware version, the parameters of the integrated uninterruptible power supply (UPS) are set to optimized values to improve the charging process of capacitors.

## 10.3 Error corrections

### C++

RSC services that return values as 'out' parameters of an array data type and are called from C++ code, now clear the array before writing any value.

### ESM

The LOGIC ANALYZER in PLCnext Engineer did not log any variable values if an ESM task of type “IDLE” has been selected. This occurred with firmware version 2022.6 and 2022.9 and has been fixed for firmware version 2023.0.0 LTS.

### Fan module

When the PLC is switched on at high temperature a connected fan did not start.

### HMI

When changes made in the HMI project were applied with “Download Changes”, a “SIGSEGV” exception could occur that resulted in a PLC system watchdog (SWD).

**IEC 61131-3**

- When debugging IEC code using breakpoints in PLCnext Engineer, the PLC stopped with an exception.
- Using the C# method “DateTime.Now” in a static class could in some cases cause an error when downloading the project.
- If both SRL controllers (system redundancy) were in “backup” state (both with “force primary = false”), the system variables of the PLC’s PROFINET device were reset.

**Network**

Parallel access of multiple instances to the network adapter port status could result in error messages or exceptions.

**Notifications**

- C# call stack after unhandled exception was doubled in “Notification.log”.
- The status change related to the control of an optional fan was not written correctly to the “Output.log” file.

**OPC UA**

- When an eCLR component variable (IEC 61131-3 resource global variable), e.g. `Arp.Plc.Eclr/PLC_CRC_PRJ`, was configured to be published via “PubSub”, an exception occurred during start-up. The “PubSub” component and the “UA Server” could apparently not be reached afterwards.
- Some file transfer issues were fixed, e.g. “Writable” attribute was always true and PLC crash when removing permissions.

**PROFINET**

- If the “MaintenanceItem: Demanded” and the “Property Flag” “Maintenance Demanded” both occurred in the same PROFINET alarm frame, the alarm was not displayed in the PROFINET bus diagnostics in the WBM.
- In connection with a set PROFINET cycle time of 1 ms, the PROFINET controller could experience increased latency. This behavior was caused by an unfavorable timing during the communication processing of the process data.
- During the startup parameterization of a subordinate IO-Link master at an “AXL F BK PN TPS” bus coupler, the error message “0xA002” (wrong module found) could occur.

- When reading the “ModuleDiffBlock” with the function block “GET\_MODULE\_DIFF\_BLOCK” it could happen that the states “WRONG\_MODULE” and “NO\_MODULE” were not returned. The error occurred when there is a module difference but no submodule difference. With “WRONG\_MODULE” and “NO\_MODULE” there is no submodule difference and therefore the difference was incorrectly not saved.
- If a bus coupler was operated via the PROFINET controller as a subordinate device without connected I/O modules, the “SF” LED was not activated. The bus coupler reports an “SF” and the PROFINET diagnostics in the WBM also shows this state, but neither the status LED nor the system variable “PNIO\_SYSTEM\_SF” indicated this.
- When loading the project, an exception could occur if the following applied: A submodule with different input and output data width with corresponding data ports was registered to the controller’s PROFINET device via the bus configuration of the superior PROFINET controller.
- Setting values of “maxSlots” or “maxSubslots” in the PROFINET settings files were not effectively adopted.
- The “MaxSupportedRecordSize” from the GSDML description of a PROFINET device will now be evaluated and interpreted accordingly by the PROFINET controller. Special cases that e.g. “MaxSupportedRecordSize” of a PROFINET device is greater than the maximum record size of the PROFINET controller will be handled correctly.

**RSC**

When calling the “IDeviceInfoService” with parameters “General.Hardware.VersionMajor” or “General.Hardware.VersionMinor”, the device responded with “ident not found” in the “Output.log” file.

**System**

- When installed apps requested a restart of the firmware, it could sporadically happen that this restart was not performed properly.
- In connection with “Docker” support, the kernel flag “CONFIG\_MACVLAN” was set incorrectly.
- It could sporadically happen that the PLC went into an error state during “download changes”. Even downloading the project did not solve the error state. The PLC had to be rebooted.

- Due to a bug in the context of the bootloader, it was not possible to update a new PLC with the initial firmware 2021.0 LTS directly to firmware 2022.6.2. After the update, it could happen that the device did not boot anymore and had to be sent to Phoenix Contact to be repaired.
- The file “/var/log/daemon.log” could become very large and in worst case it could cause an out of memory situation. This file is now considered by “logrotate” and therefore can no longer become that large.


### User Manager

- Deleting all entries in “Blocked Passwords” in the WBM under “Security”, “User Authentication”, “Password Policy” did not work. After “Apply and reboot”, all default entries were still present.
- The security notification “ResetUserRolesFailed” could not be triggered.



### WBM

- The “Additional value” in the PROFINET diagnostics of a device was displayed unformatted.
- The “Additional value” in the PROFINET diagnostics of a device was displayed with wrong error code.
- Incorrectly parameterized modules were not always displayed as faulty in the “Tree View” of the PROFINET diagnostics.
- A “Link down” error was shown in the PROFINET diagnostics for a device, although a “Disappear” alarm has already been received.
- Very long DNS names were displayed unclearly in the PROFINET diagnostics for a device.
- On the WBM page “Network” in the “Configuration” area, LAN interfaces and ports were displayed incorrectly.
- Different “escape” behavior on different WBM pages has now been unified.
- Some long diagnostic texts in the context of PROFINET device diagnostics were truncated.
- The “Integrated Uninterruptible Power Supply” WBM page displayed the “HFAIL” state as a “warning” instead as an “error”.
- When updating an older firmware version to version “2022.6.1”, WBM access was not possible after the reboot. The only remedy was to restart the controller again.

### 10.4 Known limitations and errors

-  The known limitations and errors can be found in the PLCnext Info Center at: [https://www.plcnext.help/te/Known\\_issues.htm](https://www.plcnext.help/te/Known_issues.htm)  
Here you will find a constantly updated overview of all known issues.

### 10.5 Security updates

-  As part of the OpenSSH update from “8.4p.1” to “8.8p1” (or newer), “SHA1” will be disabled in a future firmware release.
-  Busy box will be disabled in a future firmware release and replaced by other packages if necessary.

The following security updates have been made in this release. For more information about the specified CVE numbers, see:

- <https://nvd.nist.gov/vuln>
- <https://cert.vde.com>

Information on the Phoenix Contact “PSIRT” can be found at: <https://www.phoenixcontact.com/psirt>

#### BusyBox

- CVE-2022-30065

#### Curl

- CVE-2022-32207
- CVE-2022-32206
- CVE-2022-32208
- CVE-2022-32205
- CVE-2022-35252
- CVE-2022-42915
- CVE-2022-42916

#### Dpkg

- CVE-2022-1664

#### E2fsprogs

- CVE-2022-1304

#### Git

- CVE-2022-29187
- CVE-2022-39260
- CVE-2022-39253
- CVE-2022-41903
- CVE-2022-23521

**Gnutls**

- CVE-2022-2509

**HMI**

- Hardening against DoS attacks.
- Hardening against memory leak problems in case of network attacks.

**Libtirpc**

- CVE-2021-46828

**Libxml2**

- CVE-2022-40304

**Libexpat**

- CVE-2022-40674
- CVE-2022-43680

**Linux**

- CVE-2022-1015
- CVE-2022-1016

**Logrotate**

- CVE-2022-1348

**OpenSSL**

- CVE-2022-2097

**Python**

- CVE-2022-42919

**SSH**

- CVE 2002-20001  
The following vulnerable DHE KEX algorithm(s) of the openSSH server have been completely removed:
  - diffie-hellman-group14-sha256
  - diffie-hellman-group16-sha512
  - diffie-hellman-group18-sha512
  - diffie-hellman-group-exchange-sha256

**StrongSwan**

- CVE-2022-40617

**Sudo**

- CVE-2022-43995

**User Manager**

- By mistake, the “SecurityToken” when creating and modifying users was always “0000000” in the security notifications.
- Hardening of Trust and Identity Stores.

**Vim**

- CVE-2022-1927
- CVE-2022-1942
- CVE-2022-2129
- CVE-2022-2175
- CVE-2022-2182
- CVE-2022-2183
- CVE-2022-2343
- CVE-2022-2207
- CVE-2022-2210
- CVE-2022-2344
- CVE-2022-2304
- CVE-2022-2345
- CVE-2022-2231
- CVE-2022-2287
- CVE-2022-2284
- CVE-2022-2289
- CVE-2022-2288
- CVE-2022-2264
- CVE-2022-2206
- CVE-2022-2257
- CVE-2022-2208
- CVE-2022-2285
- CVE-2022-2286
- CVE-2022-2257
- CVE-2022-2522
- CVE-2022-2571
- CVE-2022-2580
- CVE-2022-2581
- CVE-2022-2598
- CVE-2022-3234
- CVE-2022-3235
- CVE-2022-3256
- CVE-2022-3278
- CVE-2022-3296
- CVE-2022-3297
- CVE-2022-3324
- CVE-2022-3352
- CVE-2022-3705



**WBM**

- Umlauts in the password of the “User Manager” were not handled correctly. The password rule for upper and lower case was not followed. This could lead to unintentionally weaker passwords.
- Hardening of WBM against Cross-Site-Scripting.

**Zlib**

- CVE-2022-37434

## 11 Changes in firmware version 2022.6.2

**i** To be able to use all new functions of the firmware, you need PLCnext Engineer version 2022.6 or newer. Select the latest template for firmware version 2022.6 in the PLCnext Engineer project.

**i** It is strongly recommended to use the safety firmware 02.00.0010. Please contact the Competence Center Services as to the details on safety firmware update procedure: Phone: +49 5281 946 2777 E-mail: [safety-service@phoenixcontact.com](mailto:safety-service@phoenixcontact.com)

### 11.1 Error corrections

#### HMI

When changes made in the HMI project were applied with “Download Changes”, a SIGSEGV exception could occur that resulted in a PLC system watchdog (SWD).

#### WBM

After an update from an older firmware version to version 2022.6.1, WBM access was not possible after the reboot. The controller needed to be rebooted once again.

### 11.2 Known limitations and errors

**i** The known limitations and errors can be found in the PLCnext Info Center at: [https://www.plcnext.help/te/Known\\_issues.htm](https://www.plcnext.help/te/Known_issues.htm) Here you will find a constantly updated overview of all known issues.

### 11.3 Security updates

**i** As part of the OpenSSH update from “8.4p.1” to “8.8p1” (or newer), “SHA1” will be disabled in a future firmware release.

**i** Busy box will be disabled in a future firmware release and replaced by other packages if necessary.

**i** The following DHE KEX algorithm(s) of the openSSH server will be removed in a future firmware release:

- diffie-hellman-group14-sha256
- diffie-hellman-group16-sha512
- diffie-hellman-group18-sha512
- diffie-hellman-group-exchange-sha256

The following security updates have been made in this release. For more information about the specified CVE numbers, see:

- <https://nvd.nist.gov/vuln>
- <https://cert.vde.com>

Information on the Phoenix Contact “PSIRT” can be found at: <https://www.phoenixcontact.com/psirt>

#### Curl

- CVE-2022-22576
- CVE-2022-27778
- CVE-2022-27779
- CVE-2022-27782
- CVE-2022-27774
- CVE-2022-27776
- CVE-2022-30115
- CVE-2022-27780
- CVE-2022-27781
- CVE-2022-27775
- CVE-2022-32207
- CVE-2022-32206
- CVE-2022-32208
- CVE-2022-32205

#### Cyrus SASL

- CVE-2019-19906
- CVE-2022-24407

#### HMI

Hardening against DoS attacks.

#### Vim

- CVE-2022-2522
- CVE-2022-2571
- CVE-2022-2580
- CVE-2022-2581
- CVE-2022-2598
- CVE-2022-1154
- CVE-2022-0943
- CVE-2022-1160
- CVE-2022-1381
- CVE-2022-0729
- CVE-2022-0572
- CVE-2022-1420
- CVE-2022-0696
- CVE-2022-0685
- CVE-2022-0714
- CVE-2022-0361

- CVE-2022-0368
- CVE-2021-3973
- CVE-2021-3796
- CVE-2021-4166
- CVE-2022-1733
- CVE-2022-1796
- CVE-2022-1621
- CVE-2022-1616
- CVE-2022-1619
- CVE-2022-1629
- CVE-2022-1735
- CVE-2022-1769
- CVE-2022-1785
- CVE-2022-1620
- CVE-2022-1674
- CVE-2022-1771
- CVE-2022-1886
- CVE-2022-1851
- CVE-2022-1898
- CVE-2022-1927
- CVE-2022-1942
- CVE-2022-1720
- CVE-2022-2129
- CVE-2022-2175
- CVE-2022-2182
- CVE-2022-2183
- CVE-2022-2343
- CVE-2022-2207
- CVE-2022-2210
- CVE-2022-2344
- CVE-2022-2304
- CVE-2022-2345
- CVE-2022-2208
- CVE-2022-2231
- CVE-2022-2287
- CVE-2022-2285
- CVE-2022-2284
- CVE-2022-2286
- CVE-2022-2289
- CVE-2022-2288
- CVE-2022-2264
- CVE-2022-2206
- CVE-2022-2257

## 12 Changes in firmware version 2022.6.1



To be able to use all new functions of the firmware, you need PLCnext Engineer version 2022.6 or newer. Select the latest template for firmware version 2022.6 in the PLCnext Engineer project.



It is strongly recommended to use the safety firmware 02.00.0010. Please contact the Competence Center Services as to the details on safety firmware update procedure: Phone: +49 5281 946 2777 E-mail: [safety-service@phoenixcontact.com](mailto:safety-service@phoenixcontact.com)

### 12.1 New functions

#### IEC 61131-3

A new function block “UPS\_DIAGNOSTICS” can be used by the application. For further details on this function block refer to the help of PLCnext Engineer 2022.6 or newer. Additionally, the new system variable “UPS\_DIAGNOSTICS” was introduced.

Note: With hardware revision 01 only the charge level is evaluated, the health state cannot be evaluated (WARN and FAIL have always the value FALSE).

#### OPC UA

- The PubSub feature was extended with the following facets:
  - Subscriber UADP Dynamic Data or Events Facet
  - Publisher UADP Dynamic Data or Events Facet
  - Subscriber UADP Flexible Layout Facet
  - Publisher UADP Flexible Layout Facet
- The OPC UA server supports references to nodes in its own address space according to “<https://reference.opcfoundation.org/Core/docs/Part17/A.2/>”.

#### PROFINET

In case of module differences, the notification “Arp.Io.PnC.ArReady” contains information about the “ModuleDiffblock” which has been sent by the PROFINET device. The module difference is also displayed on the PROFINET page in the “Diagnostics” area of the WBM.

#### System

The binding of licenses for certain extension functionalities is now also possible in connection with an inserted SD card with corresponding license. This works exclusively with the following SD cards:

- SD FLASH 8GB PLCNEXT MEMORY LIC (item no. 1151112)
- SD FLASH 32GB PLCNEXT MEMORY LIC (item no. 1151111)
- SD FLASH PLCNEXT MEMORY LIC CFG (item no. 1308064)

#### Security

- An integrity check for PLCnext Engineer projects was implemented. The action in case of an integrity breach can be configured (“Warning” mode is enabled by default, “Error” mode can be configured). Note: If the integrity check is active, any project is checked while loading. This means that an integrity breach is also detected for projects without the hash code, e.g. projects that are created with a PLCnext Engineer version prior to 2022.6. The notification payload will report: “Manifest file 'PCWE.manifest.config' does not exist.”.
- During startup a notification is emitted which lists all installed PLCnext apps.
- The syslog configuration has been extended to include events logged by “podman”.

#### WBM

- The TLS version and a cipher suite can be selected on the “Web Services” page.
- If a password expiration is configured, the WBM shows a warning after login indicating when the password will expire within the configured period.
- On the page “License Management” the UUID of the PLC is shown if a license is stored on the PLC.
- A WBM page “Integrated UPS” has been introduced for diagnostics of the Integrated Uninterruptible Power Supply. Note: With hardware revision 01 only the charge level is evaluated. The health state cannot be evaluated.

### 12.2 Changes

#### ESM

- The power down sequence has been refactored for PLCs with an integrated UPS. The ESM event task “Arp.Plc.Esm.OnStop” is now terminated at latest after 500 ms (even in case of a configured watchdog beyond 500 ms). If this event task is terminated, the retentive data are regarded as invalid and do not persist. As a consequence, a cold restart is performed when the power returns.

- The handling of the “Idle” task by the ESM has been optimized. The resulting cycle time is shorter and the idle task is now executed more often.

## GDS

The GDS has been optimized so that less time is required to execute the GDS connectors.

## Linux/SDK

- GCC compiler has been upgraded from version 9.3 to version 11.2. When executed on Microsoft Windows with MinGW, the feature “pre-compiled header” does not work due to this update (gcc reports an internal error).
- By accident some PLCnext SDK header files included the namespace “std”. This has now been corrected. In order to eliminate compiler errors, C++ projects created by the customer may need to include the namespace explicitly (i.e. statement “using std;”) or use the fully qualified name by preceding the name of the related types with “std::”.
- During refactoring of some PLCnext RSC services, type aliases were removed. This also happened inside the “IDataLoggerService2” which utilizes the “VariableInfo” class from namespace “Arp::Plc::Gds::Services”. Before the refactoring this class was introduced into the “Arp::Services::DataLogger::Services” namespace by the “VariableInfo.hpp” file, located in the same directory as the “IDataLoggerService2.hpp”. By now, the “VariableInfo” class is not directly included in the “Arp::Services::DataLogger::Services” namespace but used as a type alias inside the “IDataLoggerService2” interface. This means, applications that used the “VariableInfo.hpp” before the refactoring of the “IDataLoggerService2” now have to include the following statement in order to compile successfully: “using VariableInfo = Arp::Services::DataLogger::Service::IDataLoggerService2::VariableInfo;”

## SD Card

The partitioning of “SD FLASH 8GB PLCNEXT MEMORY LIC (item no. 1151112)” and “SD FLASH 32GB PLCNEXT MEMORY LIC (item no. 1151111)” has been changed. The PLCnext firmware has been adopted to this partitioning.

## WBM

- Details about the “ModuleDiffBlock” are displayed on the PROFINET page in the “Diagnostics” area of the WBM. In particular the Module ID of the module that is physically present at the device is displayed.

## 12.3 Error corrections

### ESM

- If an ESM task has a fatal error and exits immediately, an unhandled follow-up exception leads to a deadlock of the application.

### HMI

With firmware versions 2022.0 LTS and earlier, the HMI server stopped when the password of a user who was not (or no longer) assigned any “EHmiLevel\*” role has been changed in the HMI. To recover from this situation the PLC needed to be rebooted. This bug has been fixed.

### PLCnext Engineer

- Used/free data memory (IEC 61131-3 application) is now displayed correctly in PLCnext Engineer.
- When setting date/time via PLCnext Engineer and immediately shutting off the power supply, the date/time setting did not become effective.

### PROFINET

- When cyclic tasks at all ESM (cores) were used and these tasks had an execution duration (ESM\_DATA.ESM\_INFOS[...].TASK\_INFOS[...].MAX\_EXEC\_DURATION) longer than the configured Monitor time of a PROFINET device (in PLCnext Engineer: Profinet device in the PLANT area → interface node → Settings tab → Monitor time), this PROFINET device connection could be terminated and re-established. This bug has been fixed.
- When a superior PROFINET controller attempted to set an IP address of the PROFINET device of the PLCnext controller while the system was booting, the firmware could crash (SIGSEGV).

### Safety

- Sporadically the SPLC went into failure state (FS) when a warm restart was executed at the standard PLC.

- Sporadically, a failure state (FS) of the safety-related controller could occur if the ProfiSafe device configuration of the standard controller changed due to a project change and if the interval of the “SafetyTask” was set to 50 ms or more.
- Sporadically, the cycle time of the safety-related controller could be extended. This was displayed in the “SPNS.INFO.CYCLE\_TIME” system variable.

### WBM/Security

- The option “Exclude admin users from timeout” did not work, the admin cannot be excluded. This option can be set at the “Session Configuration” tab of the WBM page “User Authentication”.
- On the WBM page “Network” in the “Configuration” area, LAN interfaces and ports were displayed incorrectly.

### 12.4 Known limitations and errors



The known limitations and errors can be found in the PLCnext Info Center at:

[https://www.plcnext.help/te/Known\\_issues.htm](https://www.plcnext.help/te/Known_issues.htm)

Here you will find a constantly updated overview of all known issues.

### 12.5 Security updates



As part of the OpenSSH update from “8.4p.1” to “8.8p1” (or newer), “SHA1” will be disabled in a future firmware release.



Busy box will be disabled in a future firmware release and replaced by other packages if necessary.



The following DHE KEX algorithm(s) of the openSSH server will be removed in a future firmware release:

- diffie-hellman-group14-sha256
- diffie-hellman-group16-sha512
- diffie-hellman-group18-sha512
- diffie-hellman-group-exchange-sha256

The following security updates have been made in this release. For more information about the specified CVE numbers, see:

- <https://nvd.nist.gov/vuln>
- <https://cert.vde.com>

Information on the Phoenix Contact “PSIRT” can be found at: <https://www.phoenixcontact.com/psirt>

### BusyBox

- CVE-2022-28391

### C-ares

- CVE-2021-3672

### Curl

- CVE-2022-22576
- CVE-2022-27778
- CVE-2022-27779
- CVE-2022-27782
- CVE-2022-27774
- CVE-2022-27776
- CVE-2022-30115
- CVE-2022-27780
- CVE-2022-27781
- CVE-2022-27775

### Cyrus SASL

- CVE-2019-19906
- CVE-2022-24407

### Freetype

- CVE-2022-27404
- CVE-2022-27405
- CVE-2022-27406

### GLIBC

- CVE-2022-23218
- CVE-2022-23219

### Kernel

- CVE-2018-12207

### LIBEXPAT

- CVE-2022-25235
- CVE-2022-25236
- CVE-2022-25313
- CVE-2022-25314
- CVE-2022-25315

### Libxml

- CVE-2022-29824
- CVE-2022-23308

### Ncurses

- CVE-2022-29458

**Nginx**

- CVE-2021-3618

**OpenSSL**

- CVE-2022-0778

**OpenVPN**

- CVE-2022-0547

**Podman**

- CVE-2022-1227
- CVE-2022-27649

**Protobuf**

- CVE-2021-22570

**Python**

- CVE-2021-29921

**Rsync**

- CVE-2020-14387

**SSL**

- CVE-2011-1473
- CVE-2011-5094

**Vim**

- CVE-2022-1381
- CVE-2022-1420
- CVE-2022-1733
- CVE-2022-1796
- CVE-2022-1621
- CVE-2022-1616
- CVE-2022-1619
- CVE-2022-1629
- CVE-2022-1735
- CVE-2022-1769
- CVE-2022-1785
- CVE-2022-1620
- CVE-2022-1674
- CVE-2022-1771
- CVE-2022-1886
- CVE-2022-1851
- CVE-2022-1898
- CVE-2022-1720

**Zlib**

- CVE-2018-25032

**CSV**

- Sanitized the output (CSV file) of the notifications export in the WBM in order to prevent CSV injection software attack from CVE-2014-3524.

**HMI**

- In some cases requests via the “REST” interface to variables of data type “STRING” that are not marked as “HMI” could cause the PLC to crash.

**IPv6**

- Fixed IPv6 firewall rules despite IPv6 is not fully supported yet.

**OPC UA**

- Unified Automation reported several security risks for the OPC UA SDK 1.7.6 and before. All reported issues are fixed with the update of OPC UA SDK version 1.7.7.

**System**

- It was possible to get admin rights partially via a re-configuration of the user roles “Engineer” or “Commissioner”.

**WBM**

- Hardening the input validation of user names in “User Authentication”.
- Hardening of Cross-Site-Request-Forgery (CSRF) attack in user based web management.

## 13 Changes in firmware version 2022.0.8 LTS

**i** To be able to use all new functions of the firmware, you need PLCnext Engineer version 2022.0.1 LTS or newer.  
Select the latest template for firmware version 2022.0.0 LTS in the PLCnext Engineer project.

**i** It is strongly recommended to use the safety firmware 02.00.0010.  
Please contact the Competence Center Services as to the details on safety firmware update procedure:  
Phone: +49 5281 946 2777  
E-mail: [safety-service@phoenixcontact.com](mailto:safety-service@phoenixcontact.com)

### 13.1 Known limitations and errors

**i** The known limitations and errors can be found in the PLCnext Info Center at:  
[https://www.plcnext.help/te/known\\_issues.htm](https://www.plcnext.help/te/known_issues.htm)  
Here you will find a constantly updated overview of all known issues.

### 13.2 Security updates

**i** As part of the OpenSSH update from “8.4p.1” to “8.8p1” (or newer), “SHA1” will be disabled in a future firmware release.

**i** Busy box will be disabled in a future firmware release and replaced by other packages if necessary.

The following security updates have been made in this release. For more information about the specified CVE numbers, see:

- <https://nvd.nist.gov/vuln>
- <https://cert.vde.com>

Information on the Phoenix Contact “PSIRT” can be found at: <https://www.phoenixcontact.com/psirt>

#### BusyBox

- CVE-2022-28391

#### Curl

- CVE-2022-22576
- CVE-2022-27778
- CVE-2022-27779
- CVE-2022-27782
- CVE-2022-27774
- CVE-2022-27776
- CVE-2022-30115

- CVE-2022-27780
- CVE-2022-27781
- CVE-2022-27775
- CVE-2022-32207
- CVE-2022-32206
- CVE-2022-32208
- CVE-2022-32205

#### Cyrus SASL

- CVE-2019-19906
- CVE-2022-24407

#### HMI

Hardening against DoS attacks.

#### IPv6

Fixed IPv6 firewall rules despite IPv6 is not fully supported yet.

#### LIBEXPAT

- CVE-2022-25235
- CVE-2022-25236
- CVE-2022-25313
- CVE-2022-25314
- CVE-2022-25315

#### LIBXML

- CVE-2022-29824
- CVE-2022-23308

#### OpenSSL

- CVE-2022-0778

#### OPC UA

Unified Automation reported several security risks for the OPC UA SDK 1.7.6 and before. All reported issues are fixed with the update of OPC UA SDK version 1.7.7.

#### OpenVPN

- CVE-2022-0547

#### Vim

- CVE-2022-1381
- CVE-2022-1420
- CVE-2022-1733



- CVE-2022-1796
  - CVE-2022-1621
  - CVE-2022-1616
  - CVE-2022-1619
  - CVE-2022-1629
  - CVE-2022-1735
  - CVE-2022-1769
  - CVE-2022-1785
  - CVE-2022-1620
  - CVE-2022-1674
  - CVE-2022-1771
  - CVE-2022-1886
  - CVE-2022-1851
  - CVE-2022-1898
  - CVE-2022-1720
  - CVE-2022-1154
  - CVE-2022-0943
  - CVE-2022-1160
  - CVE-2022-1381
  - CVE-2022-0729
  - CVE-2022-0572
  - CVE-2022-1420
  - CVE-2022-0696
  - CVE-2022-0685
  - CVE-2022-0714
  - CVE-2022-0361
  - CVE-2022-0368
  - CVE-2021-3973
  - CVE-2021-3796
  - CVE-2021-4166
  - CVE-2022-1733
  - CVE-2022-1796
  - CVE-2022-1621
  - CVE-2022-1616
  - CVE-2022-1619
  - CVE-2022-1629
  - CVE-2022-1735
  - CVE-2022-1769
  - CVE-2022-1785
  - CVE-2022-1620
  - CVE-2022-1674
  - CVE-2022-1771
  - CVE-2022-1886
  - CVE-2022-1851
  - CVE-2022-1898
  - CVE-2022-1927
  - CVE-2022-1942
  - CVE-2022-1720
  - CVE-2022-2129
  - CVE-2022-2175
  - CVE-2022-2182
  - CVE-2022-2183
  - CVE-2022-2343
  - CVE-2022-2207
  - CVE-2022-2210
  - CVE-2022-2344
  - CVE-2022-2304
  - CVE-2022-2345
  - CVE-2022-2208
  - CVE-2022-2231
  - CVE-2022-2287
  - CVE-2022-2285
  - CVE-2022-2284
  - CVE-2022-2286
  - CVE-2022-2289
  - CVE-2022-2288
  - CVE-2022-2264
  - CVE-2022-2206
  - CVE-2022-2257
- ZLib**
- CVE-2018-25032

## 14 Changes in firmware version 2022.0.5 LTS



To be able to use all new functions of the firmware, you need PLCnext Engineer version 2022.0.1 LTS or newer.

Select the latest template for firmware version 2022.0.0 LTS in the PLCnext Engineer project.



It is strongly recommended to use the safety firmware 02.00.0010 at availability. This firmware will presumably be issued at the end of April 2022.

Please contact the Competence Center Services as to the details on safety firmware update procedure: Phone: +49 5281 946 2777

E-mail: [safety-service@phoenixcontact.com](mailto:safety-service@phoenixcontact.com)

### 14.1 New functions

#### Linux/OS/Docker

The local gRPC server was integrated for the first time. With this first step gRPC offers a kind of standardized open source, programming language independent, local interface to most of the published RSC services.

#### OPC UA

- Controller to controller (C2C) data exchange via UDP protocol has been implemented according to the OPC UA Publish and Subscribe specification. “Publisher UDP UADP Periodic Fixed Profile” and “Subscriber UDP UADP Periodic Fixed Profile” are supported. Signing and encryption are not supported yet. The communication can be configured via PLCnext Engineer (from version 2022.0.1 LTS). The feature can be enabled via WBM. If enabled, it can be evaluated during a 4 hours trial-period. Otherwise a license (item no. 1392702) must be purchased from the PLCnext Store.
- A firmware update is supported according to “DI SU Software Update Base Server Facet” and “DI SU Cached Loading Server Facet”. For this purpose the new user role “SoftwareUpdate” has been introduced. This is a preparation for managing and updating the standard (non-safety) firmware (\*.rauc) by a Device and Update Management Service (DaUM), which will be released as an app for PLCnext in 2022.

#### WBM

- Password complexity rules and session properties can be configured on the WBM page “User Authentication”.
- NTP servers can be configured on the new WBM page “Date and Time”.

#### PROFINET

- PROFINET diagnostic information for modules and submodules are logged as notifications (Notification Logger). Additionally this information is shown on the “Profinet” page in the “Diagnostics” area of the WBM. Furthermore, in case of a PROFINET error, the WBM page displays a plain text in English language along with the corresponding error code. The plain text is issued for the module or submodule level. PLCnext Engineer 2022.0.1 LTS or newer (a template for firmware 2022.0 LTS or newer has to be used as well) collects the corresponding texts from the device description file (FDCML resp. GSD) of the related PROFINET devices. The collected texts are part of the downloaded project.
- Support of PROFINET “ModuleDiffBlock” information with RSC service “IARConfigurationService” and IEC 61131-3 function block “GET\_MODULE\_DIFF\_BLOCK” (PLCnext Engineer 2022.0.1 LTS and newer). The WBM already displays a module difference in the tree view and also shows the message “wrong module” in the device details of the PROFINET diagnosis.

#### Cyber Security

Security-related notifications are logged to a dedicated notification archive. Additionally these notifications are forwarded to the Linux syslog. In the WBM the Linux syslog client can be configured to forward its log messages to one or more syslog servers.

### 14.2 Changes

#### GDS

In case of GDS configuration errors, all errors are collected into a single notification. The previous firmware versions only stated the first configuration error and stopped further reading of the configuration files.

#### Display

The usability of the touch display has been significantly improved in terms of touch behavior.

**C++/SDK**

Due to a minor cleanup of the namespaces, some missing using statements may cause an error when compiled with an SDK version 2022.0 or newer. This may occur in following cases:

1. If the classes “Arp.System.Commons.Console” or “Arp.System.Commons.Environment” are used, insert a “using namespace Arp::System::Commons;” statement as a remedy.
2. If any class of the “Arp.System.Commons.Exceptions” namespace is used, there are two remedies: If the dedicated exception header file has been included, insert a “using namespace Arp::System::Commons::Exceptions;” statement as a remedy.  
If the general header file “Arp/System/Commons/Exceptions.h” has been included, insert a “using namespace Arp;” statement as a remedy.

**EtherNet/IP™**

The EtherNet/IP product code of the slave device has been changed from 8220 to 8228. This may affect the configuration of the corresponding Ethernet/IP master if it relies on the product code.

**HMI**

For projects compiled with PLCnext Engineer 2022.0.1 LTS (and newer) with a template for firmware 2022.0 LTS (and newer), the system variable HMI\_STATUS was replaced by the system variable HMI\_STATUS2. It was replaced because the member HMI\_STATION\_NUM has been added to the HMI\_STATUS\_STRUCT and as a consequence the new data type HMI\_STATUS2 needed to be implemented in PLCnext Engineer.

**PROFINET**

Reduction of frequent and for end users unhelpful messages in the log file “Output.log”. This mainly concerns messages in the PROFINET context.

**Retain**

In extremely rare cases not all retain variables can be set to their correct remanent value after a power loss. This situation is now improved. When the PLC is rebooted, incorrect values are detected and a cold restart is performed automatically. A corresponding warning is emitted to the log file “Output.log”.

**14.3 Error corrections**

**The following errors have been rectified:**

**Fan module**

When the PLC was switched on at high temperature, a connected fan did not start.

**SPLC**

- In case the “SafetyProxyTask” was in an overload situation, it could happen that the real duration of this task could not be seen in the corresponding TASK\_INFOS structure of the ESM\_DATA variable.
- Under certain project conditions which led to an overload situation, the SPLC could switch to the failure state (FS) during operation and as a result the application was stopped. Additional logging messages have been added in case a comparable behavior occurs.
- When in PLCnext Engineer the interval time of the “SafetyTask” has been changed and the project is downloaded to the PLC, it could happen that the SPLC went into failure state (FS). Afterwards the PLC needed to be rebooted.
- The resolution of the safelog (visible in the “Safety PLC log messages” view of PLCnext Engineer) has been changed from seconds to milliseconds.
- During operation it could happen that the SPLC switched to failure state (FS) and the error code “0x80C9” was displayed.

**Network**

- Although the “Netload Limiter” was enabled, the PLC project could be affected by special network packet storms.
- With heavy network load, CPU load problems could occur due to a great volume of logging messages.

**IEC 61131-3**

- When a function block programmed in SFC (Sequential Function Chart) was changed in PLCnext Engineer, these changes could not be sent to the PLC using “Download Changes” due to an exception. This error only occurred with firmware 2021.9
- In rare cases, the PLC could not be restarted after stopping when using PLCnext Engineer. The problem only occurred when a cold and warm start were performed and a PROFINET controller was used. The problem did not occur during a hot start. The PLC had to be rebooted.

- In rare cases, when the firmware rejected a “Download Changes” command, the project was damaged and had to be downloaded again.

### System

In rare cases, the PLC could run immediately into an ESM task watchdog after a power reset.

### PROFINET

A timer overflow in the PROFINET stack that occurred after 49 days was fixed. This mainly affected protocols like DCP during connection establishment or the cyclic LLDP neighbor discovery.


### Retain

Retain variables inside a function block that have been added by a “Download Changes” command have been stored in the retentive memory with the value 0. As a consequence, the value was set to 0 after stop and warm start. This error occurred since firmware version 2021.0 LTS.


### Notifications


After a connection loss when displaying notifications in the PLCnext Engineer cockpit, it could happen that the display of notifications in the WBM generally no longer worked. Only the error message “Lost connection to Controller! (timeout)” was displayed.

### 14.4 Known limitations and errors

 The known limitations and errors can be found in the PLCnext Info Center at: [https://www.plcnext.help/te/known\\_issues.htm](https://www.plcnext.help/te/known_issues.htm) Here you will find a constantly updated overview of all known issues.

### 14.5 Security updates

 As part of the OpenSSH update from “8.4p.1” to “8.8p1” (or newer), “SHA1” will be disabled in a future firmware release.

 Busy box will be disabled in a future firmware release and replaced by other packages if necessary.

The following security updates have been made in this release. For more information about the specified CVE numbers, see:

- <https://nvd.nist.gov/vuln>
- <https://cert.vde.com>

Information on the Phoenix Contact “PSIRT” can be found at: <https://www.phoenixcontact.com/psirt>

### SSL

- CVE-2021-3712
- CVE-2021-3711
- Deprecated encryption versions “TLSv1.0” and “TLSv1.1” were allowed over certain ports.

### Strongswan

- CVE-2021-41990
- CVE-2021-45079

### Open SSH

- CVE-2016-20012

### Open VPN

- CVE-2020-15078

### Nettle

- CVE-2021-3580 (CVSS: 7.5)
- CVE-2021-20305 (CVSS: 8.1)

### GIT

- CVE-2021-40330
- CVE-2021-21300

### GLIBC

- CVE-2021-35942
- CVE-2020-6096
- CVE-2020-29562

### GNUTLS

- CVE-2021-20231
- CVE-2021-20232
- CVE-2020-24659

### LIBSSH2

- CVE-2019-17498

### LIBXML2

- CVE-2021-3517
- CVE-2021-3518
- CVE-2021-3537

### PERL

- CVE-2020-10878
- CVE-2020-10543
- CVE-2020-12723

**TAR**

- CVE-2021-20193

**NGINX**

- CVE-2021-23017

**NET-SNMP**

- CVE-2019-20892

**GMP**

- CVE-2021-43618

**Python**

- CVE-2019-20907

**LIBEXPAT**

- CVE-2021-45960
- CVE-2022-22824
- CVE-2022-22823
- CVE-2022-22822
- CVE-2022-22825
- CVE-2021-46143
- CVE-2022-22826
- CVE-2022-22827
- CVE-2022-23852
- CVE-2022-23990

**CURL**

- CVE-2021-22946
- CVE-2020-8169
- CVE-2021-22926
- CVE-2020-8177
- CVE-2021-22922
- CVE-2021-22947
- CVE-2021-22897
- CVE-2021-22925
- CVE-2021-22923
- CVE-2021-22898

**BusyBox**

- CVE-2021-42374
- CVE-2021-42386
- CVE-2021-42380
- CVE-2021-42381
- CVE-2021-42379

- CVE-2021-42384
- CVE-2021-42378
- CVE-2021-42382
- CVE-2021-42385

The documented CVEs were not fixed via an update of BusyBox. Instead, the affected BusyBox components have been removed: The following config switches have been switched off (“not set”):

```
CONFIG_FEATURE_SEAMLESS_LZMA=y
CONFIG_ASH=y
CONFIG_AWK=y
```

In the case of “AWK” it makes no difference as this tool is also integrated from the core utils library. The shell “ASH” and the “LZMA” algorithms (i.e. for unzip) are no longer supported.

- CVE-2018-1000500

**OPC UA**

- CVE-2021-45117

**BASH**

- CVE-2019-18276

**LDAP**

A change from the registered “Cipher Suite” to the default value in the LDAP configuration did not work.

**PROFINET**

- The public “IConfigurationService” could be used by mistake in the C++ SDK without authorization.
- The data length at the “IAcyclicCommunicationService::RecordWrite” was not checked properly. This could result in memory being read beyond the vector boundary and sent as record data.

**WBM/HMI**

Deprecated SSL/TLS protocols in nginx web server have been disabled. Only TLS v1.2 and v1.3 are now enabled.

## 15 Changes in firmware version 2021.6.2

- i** To be able to use all new functions of the firmware, you need PLCnext Engineer version 2021.6.0 or newer.  
Select the latest template for firmware version 2021.6.0 in the PLCnext Engineer project.
- i** The safety-related firmware version 02.00.0000 must be used.
- i** The versions “TLS v1.0/v1.1“ in the context of the web server are supported in this firmware version, but will be disabled in one of the future firmware versions. The deactivation may cause connection problems with old browsers. There are no effects on the TLS function block functionality.

### 15.1 New functions

#### WBM

- The WBM has been extended by a page to activate and deactivate “System Services“.
- It is now possible to edit the IP configuration via WBM. Therefore the former display page “Network Configuration“ has been renamed to “Network“ and was moved from the “Information“ to the “Configuration“ area. It depends on the user role whether the IP settings can be edited or only viewed.

#### SPNS

- S PLC cycle times from 5 ms up to 49 ms in combination with large safety-related projects are now supported.  
Although the cycle time can be set up to 80 ms in PLCnext Engineer 2021.6, the firmware limits this cycle time to a maximum of 49 ms.

#### IEC 61131

- The data type WSTRING has been added for IEC 61131-3 applications programmed with PLCnext Engineer version 2021.3 (or newer). Correspondingly the data type StaticWString<> has been added in C++ as template class. This data type is supported by IEC Runtime, GDS, Data Logger, OPC UA Server and HMI.
- The new function block family UDP\_SOCKET\_2, UDP\_SEND\_2 and UDP\_RECEIVE\_2 supports sending of UDP broadcast datagrams.  
The new function block family TLS\_SOCKET\_2, TLS\_SEND\_2 and TLS\_RECEIVE\_2 supports program-

ming a TCP/TLS server which can communicate with more than one TCP/TLS client at the same time. These function blocks can be used in combination with PLCnext Engineer versions newer than 2021.6.0.

#### GDS

The link ability between process data (Octet String) and variables of the user application was extended.

#### HMI

- The interval of the screen saver for the touch screen display can be configured.
- The PLC state “Force Mode“ is now displayed by the “DBG“ LED (debug LED) or a display flag. Besides debug states (e.g. triggered by breakpoints), the DBG LED (respectively its corresponding element on the touch screen display) now also shows when the variables are forced.

#### DataLogger

- The DataLogger has been extended: By specifying the name of an ESM task, the values of all configured variables will be sampled within this task. This concerns resource-global variables and component ports as well as variables instantiated within a program associated to any ESM task.
- The DataLogger supports the configuration for triggered data logging.

#### PLCnext Store

PLCnext Store and app installation improvements:

- The installation of apps without reboot is supported.
- Apps can be downloaded with improved speed.

### 15.2 Changes

#### System

- Linux kernel was updated to version 5.4 LTS.
- “Paho“ libraries were updated to the following versions:
  - paho-mqtt-c: 1.3.8
  - paho-mqtt-cpp: 1.2.0
- The PLC project download performance was improved.
- When setting the IP address, subnet mask or gateway, the value “255.255.255.255“ is now rejected as invalid. Previously the firmware did not boot (a reset to default setting type 1 was required.)

### 15.3 Error corrections

The following errors have been rectified:

#### SPNS

The acyclic communication between the safety-related controller and the standard controller has been optimized in order to reduce problems when downloading the safety project.

#### GDS/RSC

During the implementation of WSTRING, the behavior of the IGdsDataAccess service has been changed with regards to writing a value to a variable or port of data type STRING or StaticString<>. If in previous firmware versions the value was longer than the capacity of the variable/port, only as much bytes as provided by the variable have been copied. Additionally a warning message has been written to the Output.log file.

With firmware 2021.6 in this case the service method returns DataAccessError::StringLengthExceeds, no bytes are copied, and no warning message is emitted. The same handling has been implemented for data type WSTRING.

#### WBM

- A difference in the network configuration was not detected and displayed in the WBM if, for example, a change was made by a “DCP” configuration via network.
- The representation of hex values in the WBM was partially inconsistent.
- After an update from firmware versions 2020.6.x and older to firmware versions 2021.0.x, it was possible that the adopted WBM certificate could not be changed afterwards. A reset to default setting type 1 was necessary to be able to change the certificate.
- When setting a new user password in WBM, an erroneous error message occurred if the new password was entered first in the field “Confirm Password” and then in “New Password”.
- In the text field “Tip of the day” inconsistent use of punctuation marks occurred.
- In the text field “Edit System Use Notification” there was an inconsistent display of previously saved characters when editing again.

#### IEC 61131

- If an application was stopped by a breakpoint, the fieldbus process data could queue for one cycle when stepping on.

- The IEC 61131 runtime system could enter an undefined error state when downloading a PLC project that happened to use the same type names that were already used internally. This caused ambiguities. This applied, for example, to program/task/instance or function block names.
- In firmware versions 2021.0.x it could happen that after an update of older firmware versions the error message “Task 'Globals' already defined.” could occur when restarting the existing boot project. As a result, the project could not start properly due to an incompatible ESM configuration.
- The controller went into the FAIL state after frequent cold starts of the PLC project. Before each call of the OPC UA server, a warning from the root is displayed: “Enumerator: Too many open files“. After that a “CRITICAL” log from the OPC UA server is displayed.

#### PROFINET

- A problem with the PROFINET controller that led to a disturbed connection setup when a PROFINET device sent a “Abort alarm” during the connection setup was fixed.
- An incompatibility of Engineer apps with the possibility to switch off PROFINET controller/device was fixed. Inconsistency errors occurred when trying to switch off the PROFINET device only.
- When shutting down the system, internal thread exceptions could sporadically occur when terminating the process. This could cause the system to stop responding.

#### Network

In case the “dhcp” option was configured in the “interfaces” configuration file, it could happen that the manual “DHCP Gateway” setting was overwritten.

#### SDK/C++

It was not possible for the “StaticString” class to completely empty the contained pre-initialized “CHAR” array. With firmware 2021.6 the methods Clear() and IsEmpty() have been added.

#### System

- Starting with firmware versions 2020.9.x, numerous unhelpful logging outputs of the “rngd daemon” could occur in the log file “/var/log/debug“. This led to very large logging files.
- During the system startup, the PLCManager loads the projects and checks whether a system watchdog has occurred before the controller is started. If C++ programs or components are part of the project, their

constructors are executed during the loading process of the PLC project. If the project was reloaded after a system watchdog has occurred, this could lead to repeated crashes and restarts that result in an endless loop.

- A certain condition sequence of the display (confirmation option in message window "Nothing changed") caused a crash of the PLC.
- When restarting the controller, some informative messages were erroneously written to the log as type "ERROR".
- In connection with many retain variables it happened sporadically that after a power failure a global variable was restored with an old value.

### PROFICLOUD

- In case the PLC lost the connection to the internet, the link to Proficloud.io was not being re-established automatically. To return to online mode with proficloud.io, the PLC required a reboot or a restart of the ProficloudV3 services via WBM.
- If the connection to the Internet was lost, the WBM page of ProficloudV3 could not be accessed as long as the Internet connection remains lost.
- When writing log messages too quickly one after the other, it could happen that not all log messages were displayed in the cloud or some had the same timestamp.
- When a large number of data points could not be sent due to a network link failure, stopping of the TSD service was severely delayed.
- Sending significantly more than 50 configured data points could take an unexpectedly long time. With firmware 2021.6 the performance has been improved so that one PLC can send the values of up to 300 variables to the Proficloud.

### OPC UA

- When an OPC UA client tried to call a function without required arguments, the PLC crashed.
- If an OPC UA client tried to browse an array of struct with children of kind array of primitive types where the index is out of range, the PLC could crash.
- Certain changes to security policies were applied only after a restart.

### DataLogger

- During data logging in connection with the display of HMI data trend it could happen that memory was not released again.
- A "Download changes" command of the PLC project

did not work if a "Rocks DB" session (HMI trending) of the DataLogger was active at the same time.

### ESM

- Sporadically it could happen that a higher priority task together with a lower priority task on the same ESM core had a startup delay that should not have happened according to the priority.
- Sporadically, it could happen that when starting the PLC project, the task runtime was extended during the first cycle.

### 15.4 Known limitations and errors



The known limitations and errors can be found in the PLCnext Info Center at:

[https://www.plcnext.help/te/Known\\_issues.htm](https://www.plcnext.help/te/Known_issues.htm)

Here you will find a constantly updated overview of all known issues.

- Retain variables
  - If a requested warm start is not possible to execute via PLCnext Engineer, an implicit cold start is automatically executed. The retain variables are set to their initialization value.
  - After a system watchdog, only a cold start can be performed when the controller is started. The retain variables are set to their respective initialization values.  
From firmware 2021.0 LTS and newer a dedicated state of the retain values can be restored from a backup.
  - If firmware version 2020.0 LTS or later is downgraded to 2019.9 or older and then upgraded again to firmware version 2020.0 LTS or later, a cold start is performed. The retain variables are set to their initialization value.
- EthernetIP  
If the firewall is activated via WBM, the operation of EthernetIP is no longer possible.  
This can be remedied by subsequently activating the ports:
  - Incoming connections: **port 44818**
  - Outgoing connection: **port 2222**
- PLCnext CLI version  
The PLCnext CLI version used must match the current SDK for this version. Downward compatibility cannot be guaranteed.



- Configuration changes to safety nodes  
Only a complete recompilation and re-download of the standard and safety project guarantees a consistent adoption of configuration changes to safety nodes in the bus structure of the standard project.
- Firmware downgrade  
After downgrading the firmware, it is recommended to reset to „Default setting type 1“. This is not necessary when updating the firmware.
- WBM error message  
If the PLCnext system firmware has not started up properly, the WBM displays the error message “Bad Gateway 502“.
- Task name  
If “Event“, “EventTask“, “ServiceTask“ or “Globals“ is used as the name of a task, an error condition of the controller occurs when the project is downloaded. It occurs because these names are already used internally as class name.
- DHCP  
DHCP can only be switched on for Ethernet adapters that are not assigned as PROFINET controllers or PROFINET devices. To make the settings effective in the network, the device must be restarted.  
In general, when DHCP is switched on, the current IP settings are not yet displayed on the touch screen display. Instead the static settings last set are displayed.
- Variables  
The content of the variables „ESM\_DATA.ESM\_INFOS[\*].ESM\_TICK\_COUNT“ and „ESM\_DATA.ESM\_INFOS[\*].ESM\_TICK\_INTERVAL“ is permanently set to 0.
- Error during program download  
During a PLCnext Engineer program download (both total and changes), the web server returns an error 503 (busy) for requests to the HMI pages.
- DataLogger  
If two or more DataLogger sessions are configured to write to the same database, only the data of one session will be transferred to the database on the SD card at the end. The user does not receive a message that not all data can be saved.
- Retain data  
Using the maximum quantity structures of the retain data can increase the task duration of the using task. This can trigger a task watchdog for time-critical applications.
- SPLC  
When two instances PLCnext Engineer simultaneously log on to the same SPLC, a failsafe state of the SPLC may occasionally occur. The error messages „0x115A“ and then „0x8041“ are displayed on the SPLC.
- STRING variables  
Access to long STRING variables outside the application is limited to 511 bytes. This concerns reading and writing via the RSC services „IDataAccessService“ and „ISubscriptionService“. These services are used by OPC UA, PLCnext Engineer HMI and the online functions of PLCnext Engineer, among others.  
From firmware version 2021.6: The same applies for WSTRING variables. Please note that WSTRING variables are converted to UTF8 when accessed via RSC services.
- “Download Changes“  
Sporadically a PLCnext Engineer project may reject „Download changes“ without giving a reason.
- Restart after app installation  
Sporadically it can happen that a restart of the firmware requested by an app installation does not work properly. If the firmware does not start up correctly, the controller can be restarted by one of the following 3 possible actions:
  - Restart of the firmware via SSH (/etc/init.d/plcnext restart)
  - Reboot of the controller via SSH
  - Power reset of the controller
- Local time zone setting  
Setting local time zones is not fully supported.
- Language standard C++ 17  
With the SDK version 2021.6 the language standard C++ 17 has been set in the compiler options (“-std=c++17”). The firmware itself is also compiled with this option set. Besides some general C++ issues related to this C++17 standard, the following issue is related to PLCnext:  
C++ 17 introduces the data type “std::byte“ which is unfortunately not compatible with “Arp::byte“. Therefore, if the namespaces “std“ and “Arp“ are both active the compilation results in an error. In this case existing C++ sources have to be adjusted so that they explicitly use “Arp::byte“ (e.g. by adding “using byte = Arp::byte;“).
- Communication errors  
Sporadic communication errors may occur between PLCnext Engineer and the controller. A reboot of the controller solves the problem.

- Unexpected behavior using the `Select()` method  
The `Select()` method of the classes `Arp::System::Commons::Ipc::IpcSocket`, `Arp::System::Commons::Net::Socket` and `Arp::System::Commons::Net::TlsSocket` returns true, when the socket is shut down. Compared to BSD sockets, this behavior is unexpected. As this is a legacy method it is now remarked as deprecated. In future, additionally a new method `Poll()` will be implemented.
- System crash caused by user components  
If a user component causes a crash before the system watchdog is activated, the firmware terminates and the controller is available via SSH only.  
Note: The system watchdog is activated just before the `IControllerComponent::Start()` method is invoked.

### 15.5 Security updates

The following security updates have been made in this release. For more information about the specified CVE numbers, see:

- <https://nvd.nist.gov/vuln>
- <https://cert.vde.com>

Information on the Phoenix Contact “PSIRT” can be found at: <https://www.phoenixcontact.com/psirt>

#### SSL

- CVE-2020-1971
- CVE-2021-3449
- CVE-2021-3450
- When updating the OpenSSL version from 1.1.1i to 1.1.1k in firmware version 2021.0.5, the “`scrypt`” function for generating hash values was no longer supported.

#### RAUC

- CVE-2020-25860

#### HTTP

- CVE-2021-23017

#### WBM

- A XSS attack was reflected in a JSON response. This might leave content consumers vulnerable to attacks if they do not appropriately handle the data (response).
- A string entered in “Edit System Use Notification” could be executed on the login page of the controller.

- Cross-site scripting (XSS) exploitation could occur when setting the certificate for the Identity Store.
- When adding certificate lists via the WBM (create new trust store, upload certificate as file), it could happen that the controller crashed afterwards.

#### SNMP

- When reading out the “OID .1.3.6.1.2.1.2.1.6.0” via a MIB browser, the controller crashed.

#### System

- The “execute bit” of the PLCnext log files (and database files) was mistakenly set.
- When starting the operating system (or the “`rngd`”-service), the CPU usage consistently spiked to 100% for several seconds.
- CVE-2021-3156
- CVE-2020-8492

## 16 Changes in firmware version 2021.0.5 LTS

**i** To be able to use all new functions of the firmware, you need PLCnext Engineer version 2021.0.2 LTS or newer.  
Select the latest template for firmware version 2021.0.0 LTS in the PLCnext Engineer project.

**i** The safety-related firmware version 02.00.0000 must be used.

### 16.1 Changes

#### System

“Paho” libraries were updated to the following versions:

- paho-mqtt-c: 1.3.8
- paho-mqtt-cpp: 1.2.0

### 16.2 Error corrections

**The following errors have been rectified:**

#### Safety-related controller

Changes to the configuration of PROFIsafe related variables have not always been detected by “Download Changes“. As a consequence the safety-related controller switched to fail safe mode or some safety-related devices were passivated.

The following changes are now detected:

- Add/remove connection between variables and PROFIsafe I/O.
- Add/remove exchange variables (standard controller/safety-related controller).

In these cases, “Download Changes“ is now rejected and an error state of the safety-related controller is prevented.

#### System

An unusually high amount of logging entries in the log file `/var/volatile/log/auth.log` could cause the system to crash after some time.

#### GDS

Firmware version 2021.0 LTS rejected a GDS connection between a port variable of a C++ component and a port variable of a program instance. As a consequence the program did not start.

#### PLCnext Store

If a controller has been updated from a firmware version older than 2020.3 to a firmware version 2020.3 or newer, the folder `/opt/plcnext/config` in the overlay partition

sporadically got wrong access rights. As a consequence it was not possible to install licenses. In the past, a reset to “Default setting type 1“ had to be performed as work-around. Firmware version 2021.0.5 LTS corrects the access rights.

#### ESM

With firmware version 2021.0 LTS the execution of tasks sporadically did not obey the task priorities, when a code worksheet was displayed in the online mode of PLCnext Engineer.

### 16.3 Known limitations and errors

- The app “MQTT\_Client\_Library“ version 2 (Build 20210205), which is available in the PLCnext Store, is not compatible with firmware version 2021.0.5 and will cause a system watchdog which reboots the controller. Please contact the contributor of the app (PLCnext Store) for any questions and potential fixes.
- In addition, the known errors and limitations from firmware version 2021.0.3 LTS also exist in this firmware version.  
See section 17.2 “Known limitations and errors“ on page 44.

### 16.4 Security updates

The following security updates have been made in this release. For more information about the specified CVE numbers, see:

- <https://nvd.nist.gov/vuln>
- <https://cert.vde.com>

Information on the Phoenix Contact “PSIRT“ can be found at: <https://www.phoenixcontact.com/psirt>


#### SSL


- CVE-2021-3449
- CVE-2021-3450

#### RAUC

- CVE-2020-25860

## 17 Changes in firmware version 2021.0.3 LTS

 To be able to use all new functions of the firmware, you need PLCnext Engineer version 2021.0.2 LTS or newer.  
Select the latest template for firmware version 2021.0.0 LTS in the PLCnext Engineer project.

 The safety-related firmware version 02.00.0000 must be used.

### 17.1 Error corrections

The following errors have been rectified:

#### PROFINET

- Minor problems in the representation of device specific information via LLDP were solved.
- If autonegotiation of remote devices is deactivated, the default speed option of the interface is 100 Mbit half-duplex. In that case an existing PROFINET connection has not been aborted.

#### System

- Under rare conditions a power failure could result in retain values not being saved. When the voltage returned, older retain values were used. Now in these cases a cold restart is performed.
- Logging information into files located at „tmpFS“ occupied too much RAM. Consequently the System Watchdog restarted the controller. Now the following files are regularly checked:
  - /var/log/debug
  - /var/log/error
  - /var/log/messages
  - /var/log/syslog
  - /var/log/auth.log
  - /var/log/kern.log
  - /var/log/user.log
  - /var/log/cron.log
  - /var/log/btmp
  - /var/log/wtmp

If one of the files is too large, it will be moved to the backup. The backups are located in the same folder and „.1“ is appended to the backup file name. This will overwrite existing backups.
- After removing a licensed app from a controller, sometimes a System Watchdog occurred at the next reboot.

#### SDK/C++

The SDK related to firmware version 2021.0 LTS redefines the „std::make\_unique“ function, thus creating a conflict when compiling existing code.

Use the SDK related to firmware version 2021.0.3 LTS instead.

### 17.2 Known limitations and errors

- Firmware update  
The firmware update removes the following files so that the contents are lost:
  - /opt/plcnext/projects/Default/Plc/Eclr/Default.eclr.config
  - /opt/plcnext/projects/Default/Plc/Gds/Default.gds.config
  - /opt/plcnext/projects/Default/Plc/Meta/Default.meta.config
  - /opt/plcnext/projects/Default/Plc/Plm/Plm.config
  - /opt/plcnext/projects/Default/Plc/Esm/Default.esm.config
  - /opt/plcnext/projects/Default/Plc/Esm/ServiceTask.esm.config
  - /opt/plcnext/projects/Default/Plc/Esm/Globals.esm.config

These files are not edited by PLCnext Engineer nor are they intended to be modified by the user.

- The known errors and limitations from firmware version 2021.0 LTS also exist in this firmware version. You will find the list in section 19.3 “Known limitations and errors” on page 49.

### 17.3 Security updates

The following security updates have been made in this release. For more information about the specified CVE numbers, see:



- <https://nvd.nist.gov/vuln>
- <https://cert.vde.com>

Information on the Phoenix Contact “PSIRT” can be found at: <https://www.phoenixcontact.com/psirt>

#### SNMP

- The SNMP “Get” call of “OID .1.3.6.1.2.1.2.2.1.6.0” for network interface used as PROFINET controller or device caused the firmware to crash.

## 18 Changes in firmware version 2021.0.1 LTS

-  To be able to use all new functions of the firmware, you need PLCnext Engineer version 2021.0.1 LTS. Select the latest template for firmware version 2021.0.0 LTS in the PLCnext Engineer project.
-  The safety-related firmware version 02.00.0000 must be used.

### 18.1 Error corrections

The following errors have been rectified:

#### PROFINET

After a restart of the device by voltage reset it could happen that the PROFINET controller could not establish a connection to all PROFINET devices. This occurred when connecting with large numbers of PROFINET devices.

#### Network

In case the „dhcp“ option was configured in the „interfaces“ configuration file, it could happen that the manual „DHCP Gateway“ setting was overwritten.

### 18.2 Known errors and limitations

The known errors and limitations from firmware version 2021.0 LTS also exist in this firmware version. You will find the list in section 19.3 “Known limitations and errors” on page 49.

### 18.3 Security updates

The following security updates have been made in this release. For more information about the specified CVE numbers, see:

- <https://nvd.nist.gov/vuln>
- <https://cert.vde.com>

Information on the Phoenix Contact “PSIRT” can be found at: <https://www.phoenixcontact.com/psirt>

#### SSL

- CVE-2020-1971

## 19 Changes in firmware version 2021.0 LTS

**i** To be able to use all new functions of the firmware, you need PLCnext Engineer version 2021.0 LTS. Select the latest template for firmware version 2021.0 LTS in the PLCnext Engineer project.

### 19.1 New functions

#### IEC 61131

- The reset of the ProfiSafe diagnostic structure (eg. SRT Min/Max values) by system variables (SPNS CONTROL) is supported.
- Backup and restore of GDS retain variables is supported.
- The priority of the Linux thread representing an ESM task of type „IDLE“ has been increased. It is now just below the lowest ESM priority (15). This results in less jitter and faster execution of the associated program instances due to less interruptions.  
As a consequence the IDLE task can now interrupt the „Globals“ task which updates system variables and IEC 61131-3 resource global variables that are connected with I/O. To prevent this Phoenix Contact recommends to select appropriate „update tasks“ in the PLCnext Engineer project.

#### Display

- A display screensaver is available.
- The “MRESET” function and the subsequent restart of the controller can be triggered via the touch screen display.  
The “MRESET” function of the mode selector switch is still available.

#### WBM

- Security related product information is available via links in the „Help“ menu in the header of the WBM and in the „Tip of the day“ section on the start page.
- The „System Use Notification“ can be edited on the „User Authentication“ page in the „Security“ area.
- The „System Use Notification“ is displayed when logging in to WBM or PLCnext Engineer.
- The HTTPS certificate can be configured on the „Web Services“ page to avoid browser security warnings.

#### PROFINET

- The PROFINET controller and device can be enabled and disabled separately via configuration file.

#### Proficloud

- Basic support of Proficloud V3 (firmware update from the cloud).
- „Proficloud V3 TSD service“ is supported and replaces the „Proficloud TSD service“. Hereby the change from „www.proficloud.net“ to „www.proficloud.io“ is necessary.

#### OPC UA

The following topics apply to projects created with PLCnext Engineer 2021.0 LTS for a controller of firmware 2021.0 LTS:

- The new security policies „AES 128 SHA256 RSA OAEP“ and „AES 256 SHA256 RSA PSS“ are supported. These policies can be selected in the OPC UA configuration.
- When the UA server checks the certificate of the connecting client, the „ApplicationURI“ from the client's „ApplicationDescription“ has to match to the „SubjectAlternateURI“ in the client's certificate. This check is performed by default for new projects as well as when an older controller is replaced by a controller of firmware 2021.0 LTS in the PLCnext Engineer project.  
If necessary the check can be suppressed by deactivating the „Check application URI against client certificate“ checkbox in the OPC UA configuration in PLCnext Engineer.
- When the UA server is configured to use a „self-signed“ certificate, the trust store „OpcUA-configurable“ is used. The client certificate is checked against the Trust List and the Certificate Revocation List is applied. This applies to new projects as well as when an older controller is replaced by a controller of firmware 2021.0 LTS in the PLCnext Engineer project. Previous versions used the trust store „Empty“ as default and no client authentication was applied. If necessary the former default can be applied by deactivating the „Use the truststore for client authentication“ checkbox in the OPC UA configuration in PLCnext Engineer.

#### PLCnext Store

Multiple controller types are supported in the app extension („app\_info.json“).  
During the installation of the app, the extension checks if the version of the app is suitable for the controller used.

**HMI**

- Trending data services in interaction with the PLCnext Engineer HMI trending functionality are supported.
- Multiple project languages in interaction with PLCnext Engineer HMI language settings are supported.

**Docker**

For Docker support a possible co-existence of „iptables“ and „nftables“ is useful. Therefore the default firewall configuration has been adjusted. The names of the following tables and chains have been changed:

Old name	New name
FILTER	<b>plcnext_filter</b>
input	<b>plcnext_input</b>
output	<b>plcnext_output</b>
basic_filter	<b>plcnext_basic_filter</b>
user_input	<b>plcnext_user_input</b>
user_output	<b>plcnext_user_output</b>

For compatibility with existing firewall configurations, the new settings also contain the old names as „deprecated-Name“.

**IO-Link**

The IO-Link system integration refers to all types of IO-Link master modules from Phoenix Contact which can be driven by the PLCnext controllers via PROFINET or Axio-line:

- AXL F IOL8 2H (Order No. 1027843)
- AXL SE IOL4 (Order No. 1088132)
- AXL F IOL8 2H (Order No. 1027843)
- AXL SE IOL4 (Order No. 1088132)
- AXL E PN IOL8 DI4 M12 6M (Order No. 2701519)
- AXL E PN IOL8 DI4 M12 6P (Order No. 2701513)
- IOL MA8 PN DI8 (Order No. 1072838)

**Note:** A support by PLCnext Engineer is planned for version 2021.3.

**19.2 Error corrections**

**The following errors have been rectified:**

**WBM**

- When displaying the network settings, an empty page could be displayed if a parameter could not be read. Now the page is displayed completely and affected parameters are shown as „N/A“.
- When adding a new user in the user administration, the entered password was not deleted if the process was cancelled with „Cancel“.
- When using the Internet Explorer for LDAP configuration, a new LDAP server entry could not be created successfully.
- Spelling mistakes in various messages of the WBM have been corrected.
- After downloading a PLC project, the name of the project was not immediately displayed in the WBM. The page had to be refreshed in the browser by the user.
- After removing a previously detected fan module and displaying the current state on the „Fan Control“ page, the WBM service failed.
- Conflicting error messages occurred when entering invalid characters on the „Certificate Authentication“ page.

**IEC 61131**

- The system could sporadically crash during the „Write and Start Project Changes“ process if the PLCnext Engineer HMI component was reading variables at the same time. This fix has the following effects on the „Write and Start Project Changes“ process:
  - GDS: Services respond with status „CurrentlyUnavailable“
  - OPC UA: It is not possible to update values and browse variables
  - PLCnext Engineer HMI: Use replacement value „0“
- Exceptions in connection with managed C# code used in the PLC project were not handled correctly. This could cause the IEC 61131 runtime to stop responding. Now the exception is shown/listed including the call stack.

- An unexpected PLC task watchdog could occur in a low-priority task with a very long cycle time in connection with cold, warm and hot restart.
- When reading the eCLR error catalog with PLCnext Engineer, the firmware of the standard controller (SIGSEGV) could sporadically crash. This subsequently raised a software watchdog.
- If a safety-related controller is set to safe state (failure state) due to an cross-comparison error, the standard PLC was also set to the STOP state. Now the state of the standard PLC is unaffected.
- After starting the PLC project, the system variables for the system time were only maintained with a delay. As a result, the value „0“ was displayed for several cycles.
- PROFINET plug alarms could not be reported via the function block „REC\_V\_ALARM“.
- The cyclical call of the function block „AR\_STATISTIC“ led to a very high system load up to the sporadic reduction of the PROFINET communication.
- When executing the function blocks „RDREC“ and „WRREC“ in fast succession, it could happen that the corresponding PROFINET AR was removed and the function blocks could not process any further services. Corresponding error messages were issued.

### PROFINET

- Under various project conditions, PROFINET performance could deteriorate or unexpected connection failures could occur. Extensive PROFINET performance optimizations have been made to eliminate this behavior.
- When reading the PROFINET device of the controller via PLCnext Engineer, it could happen that the matching module „I/O 512“ could not be determined.
- The system variable „PNIO\_CONFIG\_STATUS“ did not match the documented behavior. The corrected behavior now shows the value 3 after a successful connection setup. Bit 0 (Ready) and Bit 1 (Active) are set.
- No more DCP or DCERPC frames were sent after changing the local date or time of the controller. As a result, PROFINET could not function properly.

### RSC

The RSC service „Write DeviceSettings“ with the parameter „Rtc.Date“ had not considered leap years and had rejected corresponding settings with „OutOfRange“.

### Fan

- If a defective fan module was detected there was an inconsistent diagnostic state in the system variables and the information displayed in the WBM. The „FAN\_MAINTENANCE“ flag was not activated.
- During the fan diagnosis the state could be reached that no errors or warnings were generated although a detected fan was not rotating.
- In case of a blocked FAN (no rotation) a calibration with zero speed was still performed.

### System

- If the controller was rebooted using the Linux command „sudo reboot“ or the RSC service „IDeviceControlService::RestartDevice()“ (also used by the „Reboot“ button in the PLCnext Engineer cockpit), longer interruptions could sporadically occur during shutdown of the controller with the mandatory external SD card inserted. During these interruptions the controller no longer reacted.
- When restarting the PLCnext firmware after a software reset, an exception could occur very sporadically. This meant that the firmware could not be started properly.
- Sporadically it could happen that a remoting based communication (such as that of PLCnext Engineer) could not be established if connection requests were already sent to the controller during the boot phase.
- During the reboot of the controller a system watchdog could occur very sporadically. Especially when triggering the reboot via SSH terminal the current retain data of the PLC project could be lost.
- Reading „Status.Memory.Usage.Percent“ via RSC interface was only possible with the user role „Admin“.
- When reading the „UniqueHardwareID“ via „DeviceInfoService“ an incorrectly formatted string was returned.
- If an app with temporary data was installed but not started and then the controller was restarted, the folder previously created for the app was deleted. As a result, the app could not access the folder after starting.
- The cold start event task was no longer executed during a cold start of the PLC project if a change was previously made that caused a cold start (e.g. change of project name).
- The basic CPU usage of the system was improved.
- The default text of the „System Use Notification“ was improved. The „System Use Notification“ is displayed when logging in to the controller (e.g. WBM or PLCnext Engineer).



- The file name of the firmware update container was changed.  
Now the complete firmware version is considered.
- For the connection to the mGuard cloud as well as for some Docker use cases, firewall support for NAT (Network Address Translation) was not available.

### OPC UA

- With certain method calls the status „Bad“ of the OPC UA server could occur during download changes of the PLC project.
- Due to an unfavorable startup sequence of the OPC UA component it could happen that certain alarms could not be detected in time.
- Browsing from a node to a child node and back did not work.
- When a value which shall be written to a STRING variable exceeds the maximum length of this variable, then writing is rejected with the error code „Bad\_OutOfRange“.  
In previous versions the UA server truncated the value to the maximum length of the variable.

### Docker

- An issue related to calling the Docker command „exec“ to install or configure a Docker container was fixed.  
So far only the Docker command „run“ could be used.

### 19.3 Known limitations and errors

- Retain variables
  - If a requested warm start is not possible to execute via PLCnext Engineer, an implicit cold start is automatically executed. The retain variables are set to their initialization value.
  - After a system watchdog, only a cold start can be performed when the controller is started. The retain variables are set to their respective initialization values.  
From firmware 2021.0 LTS a dedicated state of the retain values can be restored from a backup.
- Retain handling  
With extended retain handling in the context of this firmware, the retain variables are reinitialized by a cold start when downgrading to firmware 2020.3 or older. A previous saving of the retain variables by the user is not supported with firmware 2020.6 and older.

- Retain variable behavior in case of firmware downgrade  
If firmware 2020.0 LTS or later is downgraded to 2019.9 or older and then upgraded again to firmware version 2020.0 LTS or later, a cold start is performed. The retain variables are set to their initialization value.
- PLCnext CLI version  
The PLCnext CLI version used must match the current SDK for this version. Downward compatibility cannot be guaranteed.
- Configuration changes to safety nodes  
Only a complete recompilation and re-download of the standard and safety project guarantees a consistent adoption of configuration changes to safety nodes in the bus structure of the standard project.
- EthernetIP  
If the firewall is activated via WBM, the operation of EthernetIP is no longer possible.  
This can be remedied by subsequently activating the ports:
  - Incoming connections: **port 44818**
  - Outgoing connection: **port 2222**
- Firmware downgrade  
After downgrading the firmware, it is recommended to reset to „Default setting type 1“. This is not necessary when updating the firmware.
- PROFINET PRL support  
Firmware version 2021.0.0 LTS is the last version which supports PROFINET PRL (Phoenix Redundancy Layer).  
Future versions will no longer support this feature.
- Firmware startup  
If the PLCnext system firmware has not started up properly, the WBM displays the error message „Bad Gateway 502“.
- Task name  
If „Event“, „EventTask“ or „Globals“ is used as the name of a task, an error condition of the controller occurs when the project is downloaded.  
This is because „Event“, „EventTask“ and „Globals“ are already used internally as class name.
- DHCP  
DHCP can only be switched on for Ethernet adapters that are not assigned as PROFINET controllers or PROFINET devices. To make the settings effective in the network, the device must be restarted.  
In general, when DHCP is switched on, the current IP settings are not yet displayed on the touch screen display, but the static settings last set are displayed.

- Variables  
The content of the variables „ESM\_DATA.ESM\_INFOS[\*].ESM\_TICK\_COUNT“ and „ESM\_DATA.ESM\_INFOS[\*].ESM\_TICK\_INTERVAL“ is permanently set to 0.
- HMI pages during program downloads  
During a PLCnext Engineer program download (both total and changes), the web server returns an error 503 (busy) for requests to the HMI pages.
- Multiple DataLogger Sessions  
If two or more DataLogger sessions are configured to write to the same database, only the data of one session will be transferred to the database on the SD card at the end. The user does not receive a message that not all data can be saved.
- Retain data  
Using the maximum quantity structures of the retain data can increase the task duration of the using task. This can trigger a task watchdog for time-critical applications.
- Crash during startup phase  
The system watchdog is not yet active during the startup phase if you start C++ extensions very early. If the user code causes a crash during this phase, this can lead to an endless boot loop.  
You can solve the problem by removing the SD card before rebooting.
- SPLC  
When two instances PLCnext Engineer simultaneously log on to the same SPLC, a failsafe state of the SPLC may occasionally occur. The error messages „0x115A“ and then „0x8041“ are displayed on the SPLC.
- STRING variables  
Access to long STRING variables outside the application is limited to 511 bytes. This concerns reading and writing via the RSC services „IDataAccessService“ and „ISubscriptionService“. These services are used by OPC UA, PLCnext Engineer HMI and the online functions of PLCnext Engineer, among others.
- „Download Changes“  
Sporadically a PLCnext Engineer project may reject „Download changes“ without giving a reason.
- Restart after app installation  
Sporadically it can happen that a restart of the firmware requested by an app installation does not work properly. If the firmware does not start up correctly, the controller can be restarted by one of the following 3 possible actions:
  - Restart of the firmware via SSH  
(/etc/init.d/plcnext restart)
  - Reboot of the controller via SSH
  - Power reset of the controller
- Uninstalling Solution Apps  
When a Solution App is uninstalled by the PLCnext Store, it can happen that the controller then no longer reacts to any actions by the PLCnext Store, although it reports the status „online“. A system watchdog was also sporadically observed. This behavior has not been observed when using the offline deactivation in the WBM for uninstalling a solution app.
- LAN gateway settings  
If there are several „Default Gateway“ settings, only the setting of the first network interface is applied. The settings of other LAN adapters are ignored. Only one „standard gateway“ is supported internally.
- Local time zone setting  
Setting local time zones is not fully supported.

#### 19.4 Security updates

The following security updates have been made in this release. For more information about the specified CVE numbers, see:

- <https://nvd.nist.gov/vuln>
- <https://cert.vde.com>

Information on the Phoenix Contact “PSIRT“ can be found at: <https://www.phoenixcontact.com/psirt>

#### WBM

- CVE-2020-12517

#### System

- CVE-2020-12518

#### Shell

- CVE-2020-12519

#### LLDP

- CVE-2020-12521

## 20 Changes in firmware version 2020.6.0



To be able to use all new functions of the firmware, you need PLCnext Engineer version 2020.6. Select the latest template for firmware version 2020.6.0 in the PLCnext Engineer project.

### 20.1 New functions

#### WBM

The connection to existing LDAP(S) servers can be configured in WBM.

#### GDS

Enhanced Retain Handling:

When changes to retain variables are transferred to the controller via „Download All“, no implicit cold start is performed. As many retain values as possible are retained. This behavior of the retain variables corresponds to the „Download Changes“ behavior, where all variables are retained even if the project is changed at runtime.

To avoid data inconsistencies with retain variables, the retain variables are always initialized by an implicit cold start after a project change (project name). In the previous firmware versions a warm start was only carried out if the retain variables were exactly the same.

#### IEC 61131

- Improvement of jitter and latency for programs with IEC 61131 or C# context..
- New system variable „USER\_PARTITION“ to display the load of the user partition with the following elements:
  - MEM\_TOTAL
  - MEM\_FREE
  - MEM\_USED
  - MEM\_USAGE

#### PROFINET

- Support of Fast Startup (FSU) by the PROFINET controller (up to 32 FSU devices).
- Support of the „SRL“ protocol for the PROFINET device.

#### OPC UA

- User comments on the confirmation and acknowledgement of alarms via OPC UA are supported. The comments are also entered in the „Notification Logger“.
- Basic support for loading new user-specific information models into the OPC UA server.

#### DataLogger

New RSC-API „IDataLoggerService2“ for application of the DataLogger. The triggered logic analysis in PLCnext Engineer is based on this API.

#### Network

Support of a DHCP basic functionality for IP address allocation.

#### SDK/C++

The GCC compiler has been updated from version 8.3 to version 9.3. All newly created applications are now compiled on this basis.

#### PLCnext Store

- Extensions for the PLCnext Store:  
Certain apps can be installed or removed without restarting the controller.

## 20.2 Error corrections

### The following errors have been rectified:

#### – WBM

- The call of WBM pages could sporadically lead to a PROFINET connection termination.
- When configuring new firewall rules in WBM, not all available network interfaces were displayed.
- There was no character limitation when entering user or password. After 64 or 128 bytes the input string was cut off without error message.
- A notification field of a message was displaced in the „Notifications“ menu when switching languages.
- Certain UTF-8 special characters could not be entered in the „Username“ input field in the „User Authentication“ menu.  
An empty error message was displayed.
- In the „Certificate Authentication“ menu, the key type „RSA TPM 2048“ was displayed in the „Add Identity Store“ entry by mistake.

#### – Touch screen display

In the network settings, entering a gateway of „0.0.0.0“ was rejected as invalid.

#### – IEC 61131

- A „Fatal Exception“ could occur if the project was to be restarted after debugging the project while following a certain procedure.
- If a PLCnext Extension component (ACF or PLM) or a PLCnext Engineer Shared Native Library was to be linked against a non-existent „shared object library“, a crash could occur.
- From this version on, the block „RTC\_S“ returns the local time, provided a time zone with root rights has been set before.  
In previous versions, the UTC time was always returned.
- PLCnext Engineer could not connect to the controller if variables were forced and then a cold start was executed.

#### – DataLogger

- The project could not be loaded if an exception was thrown due to too many configured variables in a DataLogger session.  
In this case the notification „Arp.Services.DataLogger.Error“ is now displayed. The project is loaded without starting the incorrectly configured DataLogger session.
- The firmware could not be accessed if the parameter „maxFileSize“ was too large during a DataLogger session that writes to a volatile sink.

#### – PROFINET

- When loading projects that were created with PLCnext Engineer 2020.3, a notification „Arp.Io.PnC.ConfigurationWarning“ with the severity „Warning“ can be triggered. The Payload-String is „Parsed FSPParameterUUID '{}' has invalid format. Parameter will be ignored. Please check engineering and/or device description“. This problem has been fixed in PLCnext Engineer 2020.6 or later.
- The PROFINET connection setup could take a relatively long time if many nodes were used.
- The PROFINET controller could only process 10 RPC requests at a time. So far „nca\_server\_too\_busy“ was reported back to the PROFINET devices. Some devices did not repeat their RPC request.  
The PROFINET controller can now accept up to 45 RPC requests simultaneously.
- The controller sporadically had incorrect IP settings after a DCP factory reset was requested by the higher-level PROFINET controller.

#### – GDS

- In case of fatal error (e.g. SIGSEGV) in a C++ program, a system watchdog could be triggered cyclically. Under certain circumstances this could also be caused by a faulty GDS configuration.
- When using the Write functions of the „IDataAccessService“ RSC service, the variable could not be overwritten correctly if the data type of the overwrite value did not match the data type of the variable to be overwritten.

#### – RSC

When using certain RSC services simultaneously, an exception in „CommonRemoting“ or a „Protocol violation“ ERROR could occur.

#### – Fan module

- A connected fan module was not detected if the rotor was stationary or blocked.
- The touch screen display of the RFC 4072 S showed a rotation speed of the fan module after the fan module was removed.
- The timestamp of the fan calibration in the WBM and in the Output.log now shows the minutes with leading zeros (the minutes 0 to 9 after the full hour). This increases the readability and clarity of the time stamp.

#### – ESM

In rare cases the detected watchdog of an ESM task was not handled correctly. Thereupon the firmware was terminated.

## – System

- During system startup, a system watchdog could be triggered if, for example, a higher-level PROFINET controller changed the IP settings via DCP protocol.
- With the C++ function „Directory::Clear(path)“ from the namespace „Arp.System.Commons.IO“ a directory could not be cleared as long as it was viewed with WinSCP.
- Names of NTP servers could not be set if they contained more than 2 dots.
- Under certain operating conditions cyclic error messages were entered in conjunction with LLDP. These messages are not errors and were therefore reclassified as debug information.
- When setting the IP address via DCP, an error message was erroneously entered in the „Output.log“, although the setting was successful.

## 20.3 Known limitations and errors

- Retain variables
  - If a requested warm start is not possible to execute via PLCnext Engineer, an implicit cold start is automatically executed. The retain variables are set to their initialization value.
  - After a system watchdog, only a cold start can be performed when the controller is started. The retain variables are set to their respective initialization values.
- PLCnext CLI version
 

The PLCnext CLI version used must match the current SDK for this version. Downward compatibility cannot be guaranteed.
- EthernetIP
 

If the firewall is activated via WBM, the operation of EthernetIP is no longer possible. This can be remedied by subsequently activating the ports:

  - Incoming connections: **port 44818**
  - Outgoing connection: **port 2222**
- DHCP
 

DHCP can only be switched on for Ethernet adapters that are not assigned as PROFINET controllers or PROFINET devices. To make the settings effective in the network, the device must be restarted. In general, when DHCP is switched on, the current IP settings are not yet displayed in the WBM and on the display, but
- the static settings last set are displayed.
- Retain handling
 

With extended retain handling in the context of this firmware, the retain variables are reinitialized by a cold start when downgrading to firmware 2020.3 or older. A previous saving of the retain variables by the user is currently not supported.
- Variables
 

The content of the variables „ESM\_DATA.ESM\_INFOS[\*].ESM\_TICK\_COUNT“ and „ESM\_DATA.ESM\_INFOS[\*].ESM\_TICK\_INTERVAL“ is permanently set to 0.
- HMI pages during program downloads
 

During a PLCnext Engineer program download (both total and changes), the WebServer returns an error 503 (busy) for requests to the HMI pages.
- Multiple DataLogger Sessions
 

If two or more DataLogger sessions are configured to write to the same database, only the data of one session will be transferred to the database on the SD card at the end. The user does not receive a message that not all data can be saved.
- Retain data
 

Using the maximum quantity structures of the retain data can increase the task duration of the using task. This can trigger a task watchdog for time-critical applications.
- SPLC
 

When two instances PLCnext Engineer simultaneously log on to the same SPLC, a failsafe state of the SPLC may occasionally occur. The error messages „0x115A“ and then „0x8041“ are displayed on the SPLC.
- STRING variables
 

Access to long STRING variables outside the application is limited to 511 bytes. This concerns reading and writing via the RSC services „IDataAccessService“ and „ISubscriptionService“. These services are used by OPC UA, PLCnext Engineer HMI and the online functions of PLCnext Engineer, among others.
- SDK
 

The SDK only works with PLCnext CLI 2020.0 or later, not with older versions (both PLCnext CLI 2019.x and PC WORX Target for Simulink 2019.x).
- If the controller is rebooted using the Linux command „sudo reboot“ or the RSC service „IDeviceControlService::RestartDevice()“ (also used by the „Reboot“ button in the PLCnext Engineer cockpit), a system watchdog may occur in rare cases. This means that only a cold start is possible when the con-

troller is subsequently booted, i.e. all retain variables are reinitialized.

This behavior does not occur when the operating voltage is switched off and then booted.

- Voltage buffer  
If the SD card is removed during operation and then the supply voltage is disconnected, the device will operate with the internal voltage buffer until it is discharged. This can take up to 30 seconds.
- Crash during startup phase  
The system watchdog is not yet active during the startup phase if you start C++ extensions very early. If the user code causes a crash during this phase, this can lead to an endless boot loop.  
You can solve the problem by removing the SD card before rebooting.
- PROFINET name  
If firmware 2020.6 is downgraded to an older version, the PROFINET name is lost.
- Debugging of IEC 61131 code  
When debugging IEC 61131 code with activated breakpoints, display errors may occur in the call sequence function and variable contents.
- „Download Changes“  
Sporadically a PLCnext Engineer project may reject „Download changes“ without giving a reason.
- RTC setting  
After setting a local time zone, unexpected results may occur when reading out times from different contexts (RTC-S FB, OPC UA, SPNS LOG).
- Restriction for Device Info service  
The „DI - Device Info - Status.Memory.Usage.Percent“ service no longer returns a value with the following roles:
  - „Engineer“
  - „Commissioner“
  - „Service“
  - „DataViewer“
  - „DataChanger“
  - „Viewer“
  - „UserManager“

- Controller in error state  
When using „Event“ as name of a program, an error condition of the controller occurs when downloading the project. „Event“ is already used internally as class name.
- Safety modules  
To ensure that configuration changes to safety stations in the bus structure of the standard project are transferred consistently, you must recompile and download the standard and safety project.
- Firmware downgrade  
After downgrading the firmware, it is recommended to reset to „Default setting type 1“. This is not necessary when updating the firmware.
- Restart after App installation  
Occasionally, a firmware restart requested by app installation and the associated restart may not work properly. If the firmware does not start up correctly, the controller can be restarted by one of the following 3 possibilities:
  - Restart the firmware via SSH (/etc/init.d/plcnext restart)
  - Reboot the controller via SSH
  - Power Reset of the controller
- Retain variable behavior with firmware downgrade  
If firmware 2020.0 or later is downgraded to 2019.9 or older and then upgraded again to firmware version 2020.0 or later, a cold start is performed.  
The retain variables are set to their initialization value.

#### 20.4 Security updates

The following security updates have been made in this release. For more information about the specified CVE numbers, see:

- <https://nvd.nist.gov/vuln>
- <https://cert.vde.com>

Information on the Phoenix Contact “PSIRT“ can be found at: <https://www.phoenixcontact.com/psirt>

**OpenSSL**

- CVE-2020-1967

**Python**

- CVE-2020-8492

**System**

- Activation of security-relevant compiler flags (e.g. to prevent unauthorized introduction of executable code).
- Correction of a problem that RSC-Services of fieldbus components could be used without authentication.

**OpenSSL**

- The outdated OpenSSL version 1.0.2 is no longer supported. Instead, the current OpenSSL version 1.1.1 is used.

## 21 Changes in firmware version 2020.3.2

**i** To be able to use all new functions of the firmware, you need PLCnext Engineer version 2020.3. Select the latest template for firmware version 2020.3.2 in the PLCnext Engineer project.

### 21.1 New functions

#### System

You can now set the parameters for the NTP time server protocol in PLCnext Engineer.

#### PROFINET

- DCP flashing for PROFINET controllers/devices of the PLCnext Control family has been implemented.
- Certification of the PROFINET controller according to version 2.4.1

#### PROFINET diagnostics

The PROFINET controller provides diagnostic information as function block “ARStatistik”.

#### New functions in WBM

- Configurable PROFIsafe notifications  
PROFIsafe notifications can now be configured in the WBM diagnostics.
- Display and download of the notification log  
The notifications are displayed in the WBM on a separate page.
- Extended Ethernet display  
The WBM provides an extended display of information about the Ethernet configuration of all available LAN interfaces.

#### Docker

“Docker” is supported for all articles of the PLCnext family. Additionally the “Balena Engine” is supported. (“nftables” configuration, “cgroups” are mounted at boot time).

#### OPC UA server

- Configurable “subscription type”  
The component can now be configured using the configuration file “PCWE.opcua.config”, e.g. using the PLCnext Engineer software.
- Support of “DateTime”  
The data type “DateTime” is supported via OPC UA in any nesting, e.g. Structs, ArraysOf ..., Simple Var, FBs etc.

#### Fan control

A fan control for an external fan was implemented.

#### SPLC support

Safety diagnostic data is provided in the Notification Manager. This data is now visible in the Notification Logger.

#### Linux

The packages for “rsync” for file synchronization are supported.

#### GDS

A C++ component can now register at least 200,000 ports on RFC 4072.

### 21.2 Error corrections

#### The following errors have been rectified:

- System files  
System files modified with “root” access could prevent proper reboot after a firmware update.
- Axioline  
In conjunction with the AXC F XT IB module, the contents of the diagnostic parameter registers in the system variables were swapped.
- WBM
  - Some WBM diagnostic pages were not displayed correctly with Internet Explorer.
  - On the WBM page for network configuration, the name “Baud rate” was incorrect. This was changed to “Data rate”.
  - A WBM session of a logged on user was never terminated if a page with cyclically updated data was open.
  - An eHMI user could never log out completely.
- IEC 61131  
An error could occur when restoring the retain data after a reboot.  
This behavior only occurred in the PLCnext Engineer project if program instances were moved to another ESM task.
- DataLogger  
After a firmware update, logging into the DataLogger database did not work anymore if the database design had changed.
- RSC  
Synchronous execution of RSC services without security context was not supported and could lead to an unexpected error message.



### 21.3 Known limitations and errors

- Retain variables
  - If a warm start is requested via PLCnext Engineer and this is not possible internally, an implicit cold start is automatically executed. The retain variables are set to their initialization value.
  - After a system watchdog, only a cold start can be performed when the controller is started. The retain variables are set to their initialization values.
- Special characters
 

When using UTF8 special characters (Unicode) for the user name and password, the length restriction (user name = 64 bytes, password = 128 bytes) can take effect, although the maximum character length was not used. This reason is that the number of bytes and not the number of characters is limited in the RSC service.
- OpenSSL
 

For security reasons, applications should no longer be linked against the outdated OpenSSL version 1.0.2.
- PLCnCLI version
 

The PLCnCLI version used must match the current SDK for this version. Backward compatibility cannot be guaranteed.
- GNU compiler
 

With the GNU compiler types GCC (8.3.0, 9.2.1) used, a quadratic increase in compilation time and memory consumption on the desktop PC is observed when very large structures are used.

Note this behavior if you use a large number of ports in PLCnext applications (e.g. connection of a very large number of Simulink signals).
- EthernetIP
 

If the firewall is activated via WBM, the operation of EthernetIP is no longer possible.

This can be remedied by subsequently activating the ports:

  - Incoming connections: **port 44818**
  - Outgoing connection: **port 2222**
- System variables
 

The system variables ESM\_DATA.ESM\_INFOS[\*].ESM\_TICK\_COUNT and ESM\_DATA.ESM\_INFOS[\*].ESM\_TICK\_INTERVAL are no longer supported.

Now, the value of the variables is always 0.
- Error during program download
 

During a program download (both complete and modifications) in PLCnext Engineer, the WebServer returns error 503 (busy) for requests to the HMI pages.
- DataLogger
 

If two or more DataLogger sessions are configured to write to the same database, only the data from one session is transferred to the database on the SD card. You will **not** receive a message that not all data can be saved.
- Safety modules
 

To ensure that configuration changes to safety devices in the bus structure of the standard project are transferred consistently, you must recompile and download the standard and safety project.
- Debugging
 

After debugging a PLCnext Engineer project with breakpoints, the project may stop after restarting.
- PROFINET connection setup
 

The PROFINET connection setup can take a long time in combination with a very large PROFINET structure.
- PROFINET Read/Write
 

Frequent calls of PROFINET Read or Write REC may disturb the communication to the corresponding AR. A connection termination may occur.
- Increased task duration caused by retain data
 

If the maximum retain data volume is used, the duration of the task may increase. A task watchdog could be triggered in time-critical applications.
- If two PLCnext Engineer instances log on to the same SPLC at the same time, a failsafe state may occasionally occur. With the SPLC, the error messages „0x115A“ and then „0x8041“ are displayed.
- STRING variables
 

Access to long STRING variables outside the application is limited to 511 bytes. This concerns reading and writing via the RSC services “IDataAccessService“ and “ISubscriptionService“.

These services are used by OPC UA, PLCnext Engineer-HMI and the online functions of PLCnext Engineer, among others.
- SDK and PLCnCLI
 

The SDK only works with PLCnCLI 2020.0 or later, not with older versions (both PLCnCLI 2019.x and PC Worx Target for Simulink 2019.x).
- Reboot via Linux shell
 

After rebooting the controller via the Linux shell, a system watchdog may occur in rare cases. When the controller is subsequently booted, only a cold start is possible. This initializes all retain variables.

This behavior only occurs when rebooting via the Linux shell. No system watchdog was observed when the controller lost power.

- OpenSSL update  
Updating the OpenSSL version 1.0.2 to version 1.1.1 can lead to problems with existing C++ applications that are based on this and run in the same process (e.g. function extensions). Phoenix Contact recommends paying attention to possible updates in the PLCnext Store.  
In the event of incompatibility, the firmware may not start up.
- Bus behavior after power failure  
If an Axioline bus contains a power terminal and a Smart Elements module with empty slots, the bus will not restart after a power failure.
- Voltage buffer  
If the SD card is removed during operation and then the supply voltage is disconnected, the device will operate with the internal voltage buffer until it is discharged. This can take up to 30 seconds..
- Crash during startup phase  
The system watchdog is not yet active during the startup phase if you start C++ extensions very early. If the user code causes a crash during this phase, this can lead to an endless boot loop.  
You can solve the problem with a “factory reset“.
- Remove fan  
The removal of the fan during operation is not detected correctly due to a technical feature.
- PROFINET name  
If firmware 2020.3 is downgraded to an older version, the PROFINET name is lost.
- Debugging IEC 61131 code  
When debugging IEC 61131 code with activated breakpoints, display errors may occur in the call sequence function and variable contents.
- “Download Changes“  
Occasionally “Download Changes“ may be rejected in a PLCnext Engineer project without stating a reason.

#### 21.4 Security updates

The following security updates have been made in this release. For more information about the specified CVE numbers, see:

- <https://nvd.nist.gov/vuln>
- <https://cert.vde.com>

Information on the Phoenix Contact “PSIRT“ can be found at: <https://www.phoenixcontact.com/psirt>

#### git

- CVE-2019-19604
- CVE-2019-1387
- CVE-2019-1348

#### vim

- CVE-2019-20079

#### sqlite3

- CVE-2019-19646
- CVE-2019-19645
- CVE-2019-16168
- CVE-2019-8457

## 22 Changes in firmware version 2020.0 LTS

**i** If you changed system files via a “root” access, the controller might not start up correctly after a firmware update.  
In this case, reset the controller to default setting type 1.

### 22.1 New functions

#### Offline installation of apps from the PLCnext Store

You can install apps downloaded from the PLCnext Store via the WBM of the controller without Internet connection and activate the corresponding licenses.

#### DataLogger improvements

- When configuring the DataLogger, you can specify the percentage of data to be deleted when the database reaches its maximum size (attribute “deleteRatio”).
- You can configure the data format of time and date (attribute “tsfmt”).

#### Implementation of the “SysV IPC” Linux extension

With this extension, you can use the three IPC techniques (semaphore, message queue, and shared memory) of “SysV”.

#### OpenSSL update to version 1.1.1

The OpenSSL library has been updated to version 1.1.1.

**i** **Recommended:**  
Use version 1.1.1 of the OpenSSL library.  
The older version 1.0.2 of the OpenSSL library is still part of the firmware for reasons of downward compatibility.

### 22.2 Error corrections

- Task execution  
Sporadically a task was not executed correctly in the given cycle.  
This error has been rectified.
- eHMI visualization after “Download Changes”  
After downloading program changes to the controller, the eHMI visualization could only be used after re-loading the page in the browser.  
This error has been rectified.
- Data exchange with PROFICLOUD  
If variable values from an ESM1 task and from an ESM2 task were to be transferred to PROFICLOUD at the same time, the data exchange with PROFICLOUD was interrupted.

This error has been rectified.

- Accessing an undefined element in the array  
When accessing an undefined element within a multi-dimensional array (“Array of Array” or “Array of Struct”) with OPC UA, the controller broke down.  
This error has been rectified.
- Length limitation of strings  
If strings with a length of more than 2993 bytes were created, access with OPC UA or RSC services of the GDS could cause the controller to break down.  
This error has been rectified. As part of the error correction, the length of a string was limited to a maximum of 511 bytes.
- Disconnection of the safety-related controller  
If the ESM2 was heavily loaded by the safe project and another program at the same time, the connection to the safety-related controller could be interrupted.  
This error has been rectified.

### 22.3 Known limitations and errors

- Mixed operation of different OpenSSL versions  
If the use of existing C++ applications (Function Extensions) results in mixed operation of the OpenSSL versions 1.0.2 and 1.1.1, the controller does not boot.  
Recommended: If you are using an app of the type "Function Extension" from the PLCnext Store, check whether an update is available in the PLCnext Store.
- Safe state of the safety-related controller  
Simultaneous login of two PLCnext Engineer instances to the safety-related controller can sporadically lead to the safe state (failure state) of the safety-related controller. In this case, the error codes 0x115A and 0x8041 are displayed one after the other.
- Prolonged safe project cycle  
If a task with priority 0 is created on ESM2, a prolonged cycle of the safe project may occur. For this reason, select a priority > 0 for a task on ESM2.
- Disconnection to PLCnext Engineer  
After downloading the safe project, a new connection to PLCnext Engineer is sporadically not possible. The following error message is displayed: "Error during login! A communication error was detected".
- Automatic cold start  
If you initiate a warm start in PLCnext Engineer and this is not possible internally, a cold start is performed automatically, i.e., the retain variables are reinitialized.
- Cold start after system watchdog  
After a system watchdog, a cold start is performed.

- System watchdog after reboot via shell  
If you restart the controller via the shell, the system watchdog is triggered sporadically.
- Limitation of password and username  
The length of the password is limited to 64 bytes and the length of the user name is limited to 128 bytes. Note that the entered characters are UTF-8 encoded, i.e. one character can occupy up to four bytes (e.g. umlauts).
- PLCnext CLI version and SDK version  
The PLCnext CLI version must match the current SDK version (2020.0.0). Downward compatibility cannot be ensured.
- One database for several DataLogger sessions  
If you configure two or more DataLogger sessions to write to the same database, only the data from one session is transferred to the database on the SD card. There is no message that not all of the data can be stored.
- STOP of the controller after debugging  
After setting breakpoints in debug mode, the controller can switch to the STOP state when the project is restarted.
- PROFINET connection setup  
In the case of very large PROFINET quantity structures, the PROFINET connection setup can take several minutes.
- PROFINET connection interruptions  
Frequent calls of the “Read Record” and “Write Record” function blocks can occasionally interrupt the PROFINET connection.
- Large amount of retain data  
In projects with a large amount of retain data, the PLC task watchdog infrequently triggers.
- Error message on HMI display  
While a program or program changes are being downloaded to the controller, the “503 (busy)” error message is displayed on a connected HMI display.
- Configuration changes to safety-related devices  
If you have made configuration changes to safety-related devices in the PROFINET bus configuration, you must compile both the PLCnext program and the safety-related program again and download them to the controller.
- System variables  
The system variables  
ESM\_DATA.ESM\_INFOS[\*].ESM\_TICK\_COUNT and  
ESM\_DATA.ESM\_INFOS[\*].ESM\_TICK\_INTERVAL are no longer supported.  
Now, the value of the variables is always 0.
- C++ projects  
C++ projects that were created using “WorkerThread” in SDK version 2019.0 LTS have to be compiled again using an SDK version  $\geq$  2019.3.  
Otherwise, the “WorkerThread” is not loaded after restart of the application.
- EtherNet/IP™  
If you enable the controller firewall in the WBM, EtherNet/IP™ is no longer available.  
To be able to use EtherNet/IP™ with enabled firewall, you have to activate the ports for incoming and outgoing connections subsequently (port 44818 and port 2222).
- Copying configuration files  
If you use the Linux command “scp” **without** the option “-p” to copy configuration files from a Linux PC to the directory /opt/plcnext/projects on the controller, the file permissions are partly set incorrectly.  
Remedy:  
After copying the configuration files, use the Linux command “chmod” to set the file permissions in such a way that the firmware can delete the configuration files in case of “Download Changes” (group: “plcnext”, owner: “plcnext\_firmware”).

## 23 Changes in firmware version 2019.9



If you changed system files via a “root” access, the controller might not start up correctly after a firmware update.

In this case, reset the controller to default setting type 1.

### 23.1 New functions

#### Netload Limiter

The “Netload Limiter” function is supported. With the “Netload Limiter” function you can limit the network traffic to avoid stopping the controller in case of network storms.

#### Forcing GDS variables

You can now force GDS variables and thus the I/Os connected via PROFINET.

#### PROFINET controller: Behaviour of the BF-C LED

If you do not configure a PROFINET device or interrupt the connection using the “AR\_MGT” function block, the BF-C LED remains switched off.

### 23.2 Error corrections

- Changing the IP address via DCP  
Changing the IP address via DCP could affect the real-time of the project and trigger the PLC task watchdog. This error has been rectified.
- CPU load after PROFINET connection setup  
After many PROFINET connections had been established, the controller could reach 100 % CPU load and the firmware could no longer react. This error has been rectified.
- Error of the Notification Logger  
If an error occurred during a restart of the controller, the Notification Logger was not automatically configured and notifications were not displayed in PLCnext Engineer. This error has been rectified.

### 23.3 Known limitations and errors

- Configuration changes to safety-related devices  
If you have made configuration changes to safety-related devices in the PROFINET bus configuration, you must compile both the PLCnext program and the safety-related program again and download them to the controller.
- System variables  
The system variables `ESM_DATA.ESM_INFOS[*].ESM_TICK_COUNT` and `ESM_DATA.ESM_INFOS[*].ESM_TICK_INTERVAL` are no longer supported. Now, the value of the variables is always 0.
- C++ projects  
C++ projects that were created using “WorkerThread” in SDK version 2019.0 LTS have to be compiled again using an SDK version  $\geq 2019.6$ . Otherwise, the “WorkerThread” is not loaded after restart of the application.
- EtherNet/IP™  
If you enable the controller firewall in the WBM, EtherNet/IP™ is no longer available. To be able to use EtherNet/IP™ with enabled firewall, you have to activate the ports for incoming and outgoing connections subsequently (port 44818 and port 2222).
- Copying configuration files  
If you use the Linux command “scp” **without** the option “-p” to copy configuration files from a Linux PC to the directory `/opt/plcnext/projects` on the controller, the file permissions are partly set incorrectly.  
Remedy:  
After copying the configuration files, use the Linux command “chmod” to set the file permissions in such a way that the firmware can delete the configuration files in case of “Download Changes” (group: “plcnext”, owner: “plcnext\_firmware”).
- Deinstalling a licensed app from the PLCnext Store  
The deinstallation of a licensed app via the PLCnext Store is not possible if you manually deleted the license from the controller beforehand.

## 24 Changes in firmware version 2019.6



If you changed system files via a “root” access, the controller might not start up correctly after a firmware update.

In this case, reset the controller to default settings.

### 24.1 New functions

#### DataLogger

The DataLogger transfers real-time data from the GDS (Global Data Space) to an SQL based database for recording and storage.

The scope of functions of the DataLogger was extended:

- New recording modes:
  - Storage in case of changes
  - Continuous
- Historical data can be called within a defined period of time.

#### TON\_R\_LTIME, TP\_R\_LTIME and TOF\_R\_LTIME function blocks

The time accuracy of the TON\_R\_LTIME, TP\_R\_LTIME and TOF\_R\_LTIME function blocks was improved. Now, also times < 1 ms can be recorded.

To be able to use the improved time accuracy of the function blocks in existing projects, you have to compile the project again and transfer it to the controller.

#### New functions in the WBM

- On the “Profinet” page, the PROFINET topology is displayed in tree view.
- The name of the PLCnext Engineer project running on the controller is displayed.
- On the “License Management” page, you can view the licenses of the apps from the PLCnext Store that are installed on the controller.

#### PROFINET stack

The PROFINET controller/device stack was updated from version 6.2 to version 6.3.

#### OPC UA Historical Access (HA)

The integrated OPC UA server (eUA) supports access to historical data (OPC UA Historical Access Specification).

#### PROFINET controller/device function

- Now, you can select if an application relation (AR) is to be established while the boot project is being loaded.
- The DNS names of the PROFINET controller and the PROFINET devices can now be set via the “IConfigurationService” RSC service. Via the RSC interface, the functions Read(), Write(), GetControllerName() und GetDeviceNames() are now available.

### 24.2 Error corrections

- HTTPS connection
 

After 20 minutes, the connection of an HTTPS client to the HTTPS server used to be disconnected automatically. This error has been rectified.
- Static\_String array in C++ programs
 

In an array of the type Static\_String (C++), the array size was miscalculated. This error has been rectified.
- Disconnection from the HMI web server
 

After the DISABLE system variable of the HMI\_CONTROL data structure was set to TRUE, and this way, the connection to the HMI web server was set, the PLCnext Engineer HMI web server and the client were able to connect nevertheless. This error has been rectified.
- Controller breakdown in the PROFINET network
 

If in a larger PROFINET network, the IP address of a PROFINET device was changed, the controller used to break down. This error has been rectified.
- PROFINET diagnostic state in the WBM
 

If the application relation (AR) of a PROFINET device was disabled, a wrong diagnostic state was displayed on the “Profinet” page in the WBM. This error has been rectified.
- SINT type process data elements
 

Linking SINT type process data elements led to a runtime error in the application program (LED FAIL). This error has been rectified.
- Reading out OPC UA subscriptions
 

Reading out OPC UA subscriptions via the “UA Expert” tool was not possible. This error has been rectified.
- OPC UA: “IecTime” data type variables
 

“IecTime” data type variables were not displayed correctly. This error has been rectified.

- OPC UA: Index based monitoring  
Independent of the index set, all data of an array was output during index based monitoring.  
This error has been rectified.
- OPC UA: Index calculation  
Access to an array of the data type StaticString resulted in errors in index calculation.  
This error has been rectified.
- Traces in the format YYYYMMDD  
For traces in the format YYYYMMDD, sometimes the leading 0 was missing for the day.  
This error has been rectified.
- Setting breakpoints  
Setting breakpoints in extensive ST code worksheets resulted in controller freezing.  
This error has been rectified.
- Event task “Cold Start”  
In the following cases, the event task “Cold Start” was not executed:
  - After resetting the controller to default settings
  - After SFTP transmission of the project and subsequent reboot of the controller
 This error has been rectified.
- Installed apps from the PLCnext store  
Resetting the controller to default settings resulted in licensing conflicts for apps from the PLCnext store that were installed on the controller.  
This error has been rectified.
- Project download after a controller reset  
After you have reset the controller to its factory settings, problems may occur when downloading the safe project.  
This error has been rectified.
- Project download with a high CPU utilization  
It may have happened that the safe project could not be downloaded when the CPU utilization of the controller was very high.  
This error has been rectified.

### 24.3 Known limitations and errors

- System variables  
The system variables ESM\_DATA.ESM\_INFOS[\*].ESM\_TICK\_COUNT and ESM\_DATA.ESM\_INFOS[\*].ESM\_TICK\_INTERVAL are no longer supported.  
Now, the value of the variables is always 0.
- C++ projects  
C++ projects that were created using “WorkerThread” in SDK version 2019.0 LTS have to be compiled again using an SDK version  $\geq$  2019.6.  
Otherwise, the “WorkerThread” is not loaded after restart of the application.
- EtherNet/IP™  
If you enable the controller firewall in the WBM, EtherNet/IP™ is no longer available.  
To be able to use EtherNet/IP™ with enabled firewall, you have to activate the ports for incoming and outgoing connections subsequently (port 44818 and port 2222).
- HMI applications  
You cannot access an HMI application while a PLCnext Engineer project is downloaded to the controller.  
In this case, an error message is displayed in the web browser.
- Copying configuration files  
If you use the Linux command “scp” **without** the option “-p” to copy configuration files from a Linux PC to the directory /opt/plcnext/projects on the controller, the file permissions are partly set incorrectly.  
Remedy:  
After copying the configuration files, use the Linux command “chmod” to set the file permissions in such a way that the firmware can delete the configuration files in case of “Download Changes” (group: “plcnext”, owner: “plcnext\_firmware”).
- Deinstalling a licensed app from the PLCnext Store  
The deinstallation of a licensed app via the PLCnext Store is not possible if you manually deleted the license from the controller beforehand.
- Availability of network services  
In case of frequent and fast linkUp and linkDown in large PROFINET quantity structures, the controller can infrequently reach 100% CPU load. In this case, network services are no longer available.
- Restart of a project  
For projects with long task cycle times it may happen that the project restart takes several minutes after a cold restart or warm start.